



Club Health Assessment for District 1 A through January 2025

			Status	Membership						Reports					Finance		LCIF
Club Number	Club Name	Charter Date		Current Member Count	YTD Members Added	YTD Members Dropped	YTD Net Growth	YTD Net Growth%	Member Count 12 Months Ago	Avg. length of service for dropped members	Months Since Last MMR ***	Yrs. Since Last Officer Report	President Rotation	Vice President Reported ****	Months Since Last Activity Report ***	Account Balance	Donations for current Fiscal Year
			Number of times on status quo within last two years	If below 15 members appears				If net loss is greater than 20% appears			If no report in 3 months appears in	When more than one year appears in	Number of repeat terms	Notes the officers that do not have an active	If no report at 12 months appears in red		
Clubs less than two years old																	
179258	Chicago Asian American	11/13/2024	Newly Chartered	53	53	0	53	100.00%	0		0			N	0		
155164	Chicago Healthcare Alliance	07/19/2023	Active	101	26	0	26	34.67%	77		0		2	R	SC	0	\$300.00
Exc Award (06/30/2024)																	
157890	Chicago Metropolitan	06/05/2024	Active	20	1	5	-4	-16.67%	0	1	3			VP	1		
Clubs more than two years old																	
2	ARGO SUMMIT	10/20/1925	Active	27	2	0	2	8.00%	22		0		7		M,VP,SC	4	
3	BELLWOOD	03/12/1947	Active	31	1	0	1	3.33%	29		4			N		0	90+ Days \$500.00
129621	Berwyn Centennial	12/16/2016	Active	16	4	0	4	33.33%	13		2		2	N	M,SC	20	
30755	BRIDGEVIEW	05/06/1975	Active	16	3	1	2	14.29%	15	30	0			N	SC	3	
Exc Award (06/30/2022, 06/30/2023)																	
6	BROOKFIELD LA GRANGE PARK	03/23/1948	Active	13	0	0	0	0.00%	18		12		2	R	M,SC	6	
86	BURBANK	08/23/1955	Active	16	0	0	0	0.00%	16		11		5		VP,SC	3	
Exc Award (06/30/2018, 06/30/2022)																	
7	CALUMET CITY	10/16/1939	Active	49	0	1	-1	-2.00%	50	7	2		2	N	M,SC	3	\$1,235.00
Exc Award (06/30/2023)																	
107696	CHICAGO AFRICAN	03/03/2010	Active(1)	5	0	0	0	0.00%	5		12		13		VP,SC	24+	
135017	Chicago Argentine American	06/27/2018	Active(2)	4	0	0	0	0.00%	4		14		5	R	M,SC	24+	
9	CHICAGO ARIRANG	07/31/1973	Active	12	3	10	-7	-36.84%	19	10	5				M,VP,SC	N/R	
12	CHICAGO AZTECA	07/12/1966	Active(2)	17	0	0	0	0.00%	17		18	1	None		P,S,T,M,VP SC	24+	
33626	CHICAGO BAYANIHAN-SAMPAGUITA	04/26/1977	Active	23	9	19	-10	-30.30%	15	4	0				T,VP,SC	3	
Exc Award (06/30/2021, 06/30/2024)																	
40	CHICAGO BEVERLY RIDGE	12/24/1958	Active	24	0	1	-1	-4.00%	27	49	1			N	M,SC	3	
58320	CHICAGO BRONZEVILLE	05/17/1996	Cancelled(6*)	0	0	4	-4	-100.00%	5	19	1	1	None		P,S,T,M,VP SC	24+	
133466	Chicago Centennial	12/20/2017	Active	4	0	0	0	0.00%	4		6		7	R	M,SC	N/R	



Club Health Assessment for District 1 A through January 2025

Club Number	Club Name	Charter Date	Status	Membership							Reports					Finance	LCIF
				Current Member Count	YTD Members Added	YTD Members Dropped	YTD Net Growth	YTD Net Growth%	Member Count 12 Months Ago	Avg. length of service for dropped members	Months Since Last MMR ***	Yrs. Since Last Officer Report	President Rotation	Vice President Reported ****	Months Since Last Activity Report ***	Account Balance	Donations for current Fiscal Year
			Number of times on status quo within last two years	If below 15 members appears				If net loss is greater than 20% appears			If no report in 3 months appears	When more than one year appears in	Number of repeat terms	Notes the officers that do not have an active	If no report at 12 months appears in red		
13	CHICAGO CENTRAL	08/02/1917	Active	34	2	3	-1	-2.86%	36	2	3		2	R	S,SC	20	
14	CHICAGO CHATHAM	08/29/1929	Active(1)	3	0	1	-1	-25.00%	4	44	3		23	R	SC	10	
130882	Chicago Eagles Wings	05/08/2017	Cancelled(8*)	0	0	26	-26	-100.00%	26	22	0	1	None		P,S,T,M,VP SC	24+	90+ Days
17	CHICAGO EAST SIDE	08/30/1948	Active	18	0	0	0	0.00%	18		9		12	R	M,SC	6	
48243	CHICAGO ECUADOREAN	03/09/1988	Active(1)	14	0	0	0	0.00%	15		10		2		M,VP,SC	2	
20	CHICAGO ENGLEWOOD	10/12/1934	Active	10	0	0	0	0.00%	10		23		3	R	P,VP,SC	3	
84071	CHICAGO FIL USA	08/27/2004	Active	42	3	3	0	0.00%	43	7	0		2	N		2	
Exc Award (06/30/2018, 06/30/2022)																	
84539	CHICAGO FILIPINO AMERICAN	12/16/2004	Active	72	8	12	-4	-5.26%	117	2	0			N		2	
Exc Award (06/30/2017, 06/30/2022)																	
145973	Chicago Global	04/27/2021	Active	72	24	1	23	46.94%	76	3	1				M,VP,SC	4	\$1,400.00
Exc Award (06/30/2022)																	
22	CHICAGO HEGEWISCH	01/26/1962	Active	18	0	0	0	0.00%	19		7		5	R	P,M,VP,SC	19	
52	CHICAGO HEIGHTS	01/15/1948	Active	30	0	0	0	0.00%	30		5			N		4	
102624	CHICAGO INDO US	06/25/2008	Active	15	0	0	0	0.00%	15		9		2	N		3	\$101.00
Exc Award (06/30/2018, 06/30/2023)																	
119176	CHICAGO JOSE RIZAL	05/09/2013	Active(1)	14	0	2	-2	-12.50%	15	4	0				M,VP,SC	2	
Exc Award (06/30/2022)																	
82696	CHICAGO LIERI	06/18/2004	Active(1)	10	0	0	0	0.00%	10		12		5		M,VP,SC	4	
30	CHICAGO LOGAN SQUARE	11/14/1923	Active	13	0	1	-1	-7.14%	14	13	3			N	M,SC	0	\$750.00
131583	Chicago Mabuhay Centennial	06/23/2017	Active	33	0	0	0	0.00%	44		7		6		M,VP,SC	2	
Exc Award (06/30/2018, 06/30/2022)																	
43308	CHICAGO MAHARLIKA	01/13/1984	Active	16	0	1	-1	-5.88%	17	1	1		2	R		2	
Exc Award (06/30/2022)																	
35	CHICAGO MOUNT GREENWOOD	07/10/1939	Active	6	0	0	0	0.00%	7		7		6	R	M,SC	1	
38	CHICAGO NORTHWEST	10/09/1923	Active	9	0	0	0	0.00%	9		8		5		VP,SC	4	



Club Health Assessment for District 1 A through January 2025

Club Number	Club Name	Charter Date	Status	Membership							Reports					Finance	LCIF
				Current Member Count	YTD Members Added	YTD Members Dropped	YTD Net Growth	YTD Net Growth%	Member Count 12 Months Ago	Avg. length of service for dropped members	Months Since Last MMR ***	Yrs. Since Last Officer Report	President Rotation	Vice President Reported ****	Months Since Last Activity Report ***	Account Balance	Donations for current Fiscal Year
			Number of times on status quo within last two years	If below 15 members appears				If net loss is greater than 20% appears			If no report in 3 months appears in	When more than one year appears in	Number of repeat terms	Notes the officers that do not have an active	If no report at 12 months appears in red		
142958	Chicago Nurses for Diabetes	10/20/2020	Active	75	27	14	13	20.97%	80	1	1		2	R	S,SC	1	
	Exc Award (06/30/2023, 06/30/2024)																
130802	Chicago One World Centennial	04/25/2017	Active(2)	14	0	0	0	0.00%	14		1		None		P,S,T,M,VP SC	2	
	Exc Award (06/30/2022)																
30919	CHICAGO PHILIPPINE	06/19/1975	Active	32	0	3	-3	-8.57%	35	22	3				VP,SC	3	
	Exc Award (06/30/2022)																
38246	CHICAGO PUERTO RICO	04/07/1980	Active	15	0	0	0	0.00%	15		7		2		M,VP,SC	23	
125924	Chicago Ridge	10/13/2015	Active	56	8	0	8	16.67%	49		1				VP,SC	2	
	Exc Award (06/30/2021, 06/30/2022, 06/30/2023)																
65307	CHICAGO ROGERS PARK	05/02/2002	Active(1)	24	0	1	-1	-4.00%	27	22	2		2	R	SC	18	
	Exc Award (06/30/2022)																
57713	CHICAGO THAI MID WEST	01/03/1996	Active(1)	17	1	1	0	0.00%	16	4	6		12		VP,SC	3	
	Exc Award (06/30/2022)																
49	CHICAGO UPTOWN	03/17/1921	P- Active(1)	11	0	0	0	0.00%	11		19		2	R	M,SC	1	
103704	CHICAGO WINDY CITY	09/25/2008	Active	49	4	3	1	2.08%	56	6	0			N		0	\$3,745.00
	Exc Award (06/30/2016, 06/30/2020, 06/30/2023)																
105501	FLOSSMOOR ROSHNI	05/18/2009	Active	3	0	0	0	0.00%	3		55		15		S,M,VP,SC	24+	
53498	FRANKLIN PARK MANILA	07/01/1992	Active	14	3	0	3	27.27%	10		3		2	R	M	2	
	Exc Award (06/30/2018)																
57	GLENWOOD	03/16/1966	Active	19	3	1	2	11.76%	17	15	1			N	M,SC	2	\$50.00
	Exc Award (06/30/2022)																
134670	Harvey Centennial	05/11/2018	Active(3)	12	0	0	0	0.00%	12		10		8		S,M,VP	24+	
137694	Justice	04/05/2019	Active	23	0	0	0	0.00%	18		7			N	SC	3	
149150	KOPE Cyber Lions of District 1-A	12/29/2021	Active(1)	14	0	0	0	0.00%	25		7		2		M,VP,SC	8	90+ Days
64	LA GRANGE HIGHLANDS	04/25/1961	Active	15	0	1	-1	-6.25%	26	5	5		4		P,M,VP,SC	11	
	Exc Award (06/30/2018, 06/30/2022)																
65	LANSING	06/25/1937	Active	30	0	0	0	0.00%	31		9			N	M,SC	20	
127483	Lincolnwood	05/06/2016	Active(1)	18	0	0	0	0.00%	18		16	1	None		P,S,T,M,VP SC	24+	



Club Health Assessment for District 1 A through January 2025

			Status	Membership							Reports					Finance		LCIF
Club Number	Club Name	Charter Date		Current Member Count	YTD Members Added	YTD Members Dropped	YTD Net Growth	YTD Net Growth%	Member Count 12 Months Ago	Avg. length of service for dropped members	Months Since Last MMR ***	Yrs. Since Last Officer Report	President Rotation	Vice President Reported ****	Months Since Last Activity Report ***	Account Balance	Donations for current Fiscal Year	
			Number of times on status quo within last two years	If below 15 members appears					If net loss is greater than 20% appears		If no report in 3 months appears in	When more than one year appears in	Number of repeat terms	Notes the officers that do not have an active	If no report at 12 months appears in red			
74	OAK LAWN	03/22/1939	Active	38	5	1	4	11.76%	36	7	1			N	3		\$175.00	
Exc Award (06/30/2018, 06/30/2021, 06/30/2022)																		
75	OAK PARK-RIVER FOREST	08/01/1920	Active(2)	7	0	0	0	0.00%	7		9		3	R	T,M,SC	10		
76	ORLAND PARK	03/12/1964	Active	37	1	4	-3	-7.50%	42	8	6			N		2	\$75.00	
Exc Award (06/30/2017, 06/30/2018)																		
77	PALOS	10/03/1949	Active	66	12	8	4	6.45%	57	22	1			N	M,SC	1		
Exc Award (06/30/2018, 06/30/2023)																		
81	RIVER GROVE	08/29/1949	Active	91	3	6	-3	-3.19%	96	3	1		2	N	SC	3	90+ Days	
Exc Award (06/30/2022)																		
82	RIVERSIDE TOWNSHIP	04/15/1948	Active(1)	35	5	1	4	12.90%	29	1	0		2	R	M,SC	20		
59955	SCHILLER PARK	09/05/1997	Active	2	0	0	0	0.00%	2		16		3		P,M,VP,SC	3		
85	SOUTH HOLLAND	08/22/1946	Active	24	0	0	0	0.00%	25		4			N	M,SC	24+	\$85.00	
87	STICKNEY FOREST VIEW	08/27/1952	Active	52	0	1	-1	-1.89%	51	43	2			IP		0	\$4,300.00	
Exc Award (06/30/2016, 06/30/2017, 06/30/2022)																		
88	THE FOREST KALA SAMPATH	06/07/1928	Active	19	7	0	7	58.33%	12		5		11	N		3	\$1,340.00	
Exc Award (06/30/2023)																		
89	THORNTON	09/23/1950	Active	25	0	2	-2	-7.41%	27	16	2			N		2		
90	TINLEY PARK	10/12/1949	Active	23	1	1	0	0.00%	25	24	1			IP	SC	0	\$1,000.00	
91	WESTCHESTER	02/16/1965	Active	12	0	0	0	0.00%	12		9		4	R		0	\$496.62	
Exc Award (06/30/2023)																		
92	WILLOW SPRINGS	04/27/1954	Active	45	3	3	0	0.00%	46	16	1				VP,SC	0	\$9,025.00	
Exc Award (06/30/2017, 06/30/2018, 06/30/2022)																		
143691	Willow Springs Lioness	12/04/2020	Active	24	0	0	0	0.00%	23		4		5	N	M	10		
93	WORTH	10/28/1953	Active	36	0	2	-2	-5.26%	38	38	0			N	VP,SC	3		
Exc Award (06/30/2022)																		



Club Health Assessment for District 1 A through January 2025

				Status	Membership						Reports					Finance	LCIF
Club Number	Club Name	Charter Date		Current Member Count	YTD Members Added	YTD Members Dropped	YTD Net Growth	YTD Net Growth%	Member Count 12 Months Ago	Avg. length of service for dropped members	Months Since Last MMR ***	Yrs. Since Last Officer Report	President Rotation	Vice President Reported ****	Months Since Last Activity Report ***	Account Balance	Donations for current Fiscal Year
			Number of times on status quo within last two years	If below 15 members appears				If net loss is greater than 20% appears			If no report in 3 months appears in	When more than one year appears in	Number of repeat terms	Notes the officers that do not have an active	If no report at 12 months appears in red		

Clubs Cancelled Previous Fiscal Year – Clubs Cancelled within last 12 months may be reinstated

Club Number	Club Name	Charter Date	Current Status*	Cancellation Date
150774	Bedford Park Love-Smiles	05/13/2022	Cancelled(8*)	01/29/2024
53482	CHICAGO MEXICA	07/01/1992	Cancelled(8*)	12/29/2023
33	CHICAGO MONTCLARE ELMWOOD PARK	03/31/1947	Cancelled(8*)	06/29/2024
105920	COOK COUNTY	06/22/2009	Cancelled(8*)	12/29/2023

Current Total Clubs Count	YTD New Clubs Count	YTD Cancelled Clubs Count	YTD Net Club Gain	Current Total Members Count	YTD Add	YTD Drop	YTD Net Growth	YTD Net Growth %	Member Count 12 Months Ago	Average Member Count Per Club	% of Clubs with less than 20 members	% No MMR in 3 Months	% No Officer Report in 12 Months	% of Clubs with balance 90+ days	Number of Clubs in Status Quo	% Status Quo Clubs in Financial Suspension	Number of Cancelled Clubs	Average Cancelled Club Age	Members Lost Due to Cancellation	% of Clubs Cancelled for Non-Financial Reasons
69	1	2	-1	1,837	222	144	78	4.43%	1,852	27	52%	59%	3%	4%	0	0%	2	81	30	-150%

* - P - Priority Club. Cancellation Reasons: 1-Objectives/conduct, 2-Non-active club, 5-Non-existing club, 6-Disbanding, 7-Merger, 8-Financial Suspension, 9-District/Multiple District Dues.

** - Abbreviation: P-President, S-Secretary, T-Treasurer, M-Member Chairperson, VP-First Vice President, MC-Communications Chairperson, SC-Service Chairperson

*** - Abbreviation: N/R - Never reported using the Lions Clubs website, N/A - Not applicable, No password registered for the Lions Clubs website.

**** - Abbreviation: N - New, IP - Immediate Past, R - Repeat.



Club Health Assessment for District 1 BK through January 2025

			Status	Membership							Reports					Finance		LCIF
Club Number	Club Name	Charter Date		Current Member Count	YTD Members Added	YTD Members Dropped	YTD Net Growth	YTD Net Growth%	Member Count 12 Months Ago	Avg. length of service for dropped members	Months Since Last MMR ***	Yrs. Since Last Officer Report	President Rotation	Vice President Reported ****	Months Since Last Activity Report ***	Account Balance	Donations for current Fiscal Year	
			Number of times on status quo within last two years	If below 15 members appears				If net loss is greater than 20% appears			If no report in 3 months appears in	When more than one year appears in	Number of repeat terms	Notes the officers that do not have an active	If no report at 12 months appears in red			
Clubs more than two years old																		
96	ASHKUM	05/11/1965	Active	38	0	0	0	0.00%	39		13			M,VP,SC	24+		\$100.00	
40403	BEECHER	10/26/1981	Active	26	4	0	4	18.18%	22		3		3	M,VP,SC	0			
Exc Award (06/30/2018)																		
577	BELLFLOWER	06/27/1958	Active	23	0	0	0	0.00%	21		7		3	P,M,VP,SC	10			
98	BOLINGBROOK	11/03/1966	Active	65	3	3	0	0.00%	70	20	2			N	0			
Exc Award (06/30/2018, 06/30/2022)																		
99	BONFIELD	06/28/1967	Active	26	1	0	1	4.00%	24		6		2	R M,VP,SC	2			
100	BRADLEY	09/10/1946	Active	29	1	1	0	0.00%	29	60	0			N M,SC	0		\$200.00	
101	BRAIDWOOD	02/24/1969	Active	25	0	1	-1	-3.85%	26	8	1		2	R SC	0		\$20.00	
102	BUCKLEY	10/18/1955	Active	23	0	2	-2	-8.00%	23	8	3		None	N P,M,SC	10			
103	CHANNAHON	01/22/1969	Active	13	3	0	3	30.00%	10		0		3	N SC	1			
Exc Award (06/30/2016)																		
104	CHEBANSE	05/20/1955	Active	16	0	0	0	0.00%	22		0		14	N M,VP,SC	12			
583	COAL CITY	01/13/1949	Active	19	6	5	1	5.56%	16	6	0		5	P,T,M,VP,SC	4			
584	CORNELL	05/05/1972	Active	30	2	0	2	7.14%	29		2		9	R T,M,VP,SC	24+			
106	CREST HILL	09/27/1962	Active	27	2	0	2	8.00%	26		3			R SC	24+			
107	CRETE	12/07/1939	Active	44	9	5	4	10.00%	39	23	0		2	M,VP,SC	1			
Exc Award (06/30/2021)																		
585	DANVERS	04/10/1958	Active	47	0	1	-1	-2.08%	51	44	3		2	R P,M	20		\$1,576.00	
586	DWIGHT	12/23/1947	Active(1)	32	0	0	0	0.00%	32		6			M,VP,SC	24+			
587	EARLVILLE	09/27/1955	Active	36	1	0	1	2.86%	34		1			N M,SC	7			
588	FAIRBURY	10/10/1956	Active	18	0	0	0	0.00%	18		9			N	24+		\$2,000.00	
589	FLANAGAN	03/04/1960	Active	12	0	0	0	0.00%	13		7		7	T,M,VP,SC	13			
111	FRANKFORT	12/28/1940	Active	70	1	6	-5	-6.67%	73	19	0			N M,SC	0		\$2,000.00	
Exc Award (06/30/2018, 06/30/2019, 06/30/20																		



Club Health Assessment for District 1 BK through January 2025

			Status	Membership							Reports					Finance		LCIF
Club Number	Club Name	Charter Date		Current Member Count	YTD Members Added	YTD Members Dropped	YTD Net Growth	YTD Net Growth%	Member Count 12 Months Ago	Avg. length of service for dropped members	Months Since Last MMR ***	Yrs. Since Last Officer Report	President Rotation	Vice President Reported ****	Months Since Last Activity Report ***	Account Balance	Donations for current Fiscal Year	
			Number of times on status quo within last two years	If below 15 members appears				If net loss is greater than 20% appears			If no report in 3 months appears in	When more than one year appears in	Number of repeat terms		Notes the officers that do not have an active	If no report at 12 months appears in red		
591	GARDNER	11/09/1948	Active	10	2	0	2	25.00%	8		5		3		M,VP,SC	24+		
592	GIBSON CITY	04/12/1922	Active	47	3	1	2	4.44%	52	8	0				P,M,VP,SC	5		
115	HERSCHER	04/29/1965	Active	25	0	1	-1	-3.85%	27	51	0		6	R	M,SC	0		
594	HUDSON	04/13/1964	Active	19	1	2	-1	-5.00%	22	3	1		2		M,VP,SC	24+		
Exc Award (06/30/2017, 06/30/2018)																		
117	JOLIET NOON	01/19/1921	Active	33	3	2	1	3.13%	32	21	0				VP	0	\$100.00	
Exc Award (06/30/2024)																		
30089	LA MOILLE	01/09/1975	Active	30	0	0	0	0.00%	33		0				S,T,M,VP,SC	N/R		
597	LELAND	10/23/1956	Active	14	0	1	-1	-6.67%	15	18	6				VP,SC	23	\$25.00	
120	LEMONT	06/07/1962	Active	103	8	0	8	8.42%	97		0		2	N		0	\$2,180.00	
Exc Award (06/30/2016, 06/30/2018, 06/30/2020)																		
122	LOCKPORT	04/27/1939	Active	26	0	1	-1	-3.70%	27	44	4		None	N	P,T,M,SC	N/R		
598	LONG POINT	04/12/1966	Active	9	0	0	0	0.00%	9		24				P,S,M,VP,SC	N/R		
41441	MALDEN	06/21/1982	Active	27	2	0	2	8.00%	24		4				M,VP,SC	0	90+ Days	
Exc Award (06/30/2023)																		
599	MARSEILLES	01/31/1956	Active	101	9	2	7	7.45%	94	49	0				M,VP,SC	18		
Exc Award (06/30/2016)																		
125	MARTINTON	10/23/1957	Active	13	0	0	0	0.00%	13		24		9		S,M,VP,SC	N/R		
601	MENDOTA	11/15/1938	Active	52	3	3	0	0.00%	52	2	2	1	None		P,S,T,M,VP SC	24+		
126	MILFORD	12/04/1951	Active(1)	9	0	0	0	0.00%	9		16		10	R	P,T,M,VP,SC	24+		
602	MINOOKA	11/30/1955	Active	98	3	4	-1	-1.01%	99	10	0			N	M,SC	5	\$1,200.00	
127	MOKENA	11/05/1952	Active	44	2	10	-8	-15.38%	52	16	1				M,VP,SC	5		
Exc Award (06/30/2016)																		
128	MOMENCE	04/30/1945	Active	12	0	1	-1	-7.69%	13	41	0	1	None		P,S,T,M,VP SC	24+		
603	MORRIS	03/31/1938	Active	36	0	1	-1	-2.70%	37	10	1			N	M,VP,SC	1	\$200.00	
Exc Award (06/30/2016, 06/30/2018)																		
129	NEW LENOX	08/25/1948	Active	30	0	2	-2	-6.25%	31	6	0				M,VP,SC	1	\$1,000.00	



Club Health Assessment for District 1 BK through January 2025

			Status	Membership							Reports					Finance	LCIF
Club Number	Club Name	Charter Date		Current Member Count	YTD Members Added	YTD Members Dropped	YTD Net Growth	YTD Net Growth%	Member Count 12 Months Ago	Avg. length of service for dropped members	Months Since Last MMR ***	Yrs. Since Last Officer Report	President Rotation	Vice President Reported ****	Months Since Last Activity Report ***	Account Balance	Donations for current Fiscal Year
			Number of times on status quo within last two years	If below 15 members appears				If net loss is greater than 20% appears			If no report in 3 months appears in	When more than one year appears in	Number of repeat terms	Notes the officers that do not have an active	If no report at 12 months appears in red		
604	NORMAL	06/22/1965	Active	19	0	0	0	0.00%	21		6		2	N	M,SC	0	
Exc Award (06/30/2020)																	
130	ONARGA	02/12/1931	Active	29	1	2	-1	-3.33%	30	6	0			N	SC	0	
Exc Award (06/30/2023, 06/30/2024)																	
606	OSWEGO	01/13/1948	Active	9	0	0	0	0.00%	9		8		5		M,VP,SC	24+	
Exc Award (06/30/2018)																	
607	OTTAWA	09/25/1936	Active	19	0	5	-5	-20.83%	25	15	1		7		M,VP,SC	24+	
Exc Award (06/30/2016)																	
132	PLAINFIELD	11/22/1948	Active	90	5	10	-5	-5.26%	90	4	0			N	M,SC	21	
613	PRINCETON	10/14/1925	Active	18	0	2	-2	-10.00%	16	2	6			N	T,SC	9	
Exc Award (06/30/2016)																	
108163	ROCKDALE	04/20/2010	Active	3	0	0	0	0.00%	3		46		9		M,VP,SC	24+	
617	SERENA	02/06/1964	Active	32	3	2	1	3.23%	28	8	0			N	VP,SC	1	
Exc Award (06/30/2016)																	
618	SHEFFIELD	09/24/1951	Active	17	0	1	-1	-5.56%	17	41	0		5	R	SC	1	
135	SHOREWOOD	10/23/1963	Active(1)	13	0	3	-3	-18.75%	16	13	0		7	R	VP,SC	0	
621	SPRING VALLEY	07/13/1938	Active	8	0	0	0	0.00%	6		13		4	N	M,SC	11	
623	STREATOR	02/05/1953	Active	21	0	0	0	0.00%	16		9		2	N	P,T,M,VP,SC	24+	
62004	STREATOR HARDCRABBLE	05/27/1999	Active	16	2	0	2	14.29%	16		2			N		0	
Exc Award (06/30/2020, 06/30/2021)																	
29988	TOWANDA	12/10/1974	Active	20	0	0	0	0.00%	20		7				M,VP,SC	24+	
625	WASHBURN	06/03/1931	Active	14	0	0	0	0.00%	14		13	1	None		P,S,T,M,VP SC	24+	
137	WATSEKA	03/07/1938	Active	22	0	0	0	0.00%	22		15				S,T,M,VP,SC	24+	
138	WELLINGTON	06/20/1967	Active(1)	4	0	0	0	0.00%	4		2		7		M,VP,SC	N/R	
139	WILMINGTON	07/28/1953	Active	8	0	4	-4	-33.33%	12	12	5				T,M,VP,SC	4	\$100.00
626	YORKVILLE	01/16/1939	Active	18	1	0	1	5.88%	18		1		2		M,VP,SC	1	\$50.00



Club Health Assessment for District 1 BK through January 2025

				Status				Membership						Reports				Finance		LCIF					
Club Number	Club Name	Charter Date							Current Member Count	YTD Members Added	YTD Members Dropped	YTD Net Growth	YTD Net Growth%	Member Count 12 Months Ago	Avg. length of service for dropped members	Months Since Last MMR ***	Yrs. Since Last Officer Report	President Rotation	Vice President Reported ****	Months Since Last Activity Report ***	Account Balance	Donations for current Fiscal Year			
				Number of times on status quo within last two years	If below 15 members appears				If net loss is greater than 20% appears				If no report in 3 months appears in				When more than one year appears in	Number of repeat terms	Notes the officers that do not have an active				If no report at 12 months appears in red		
Current Total Clubs Count	YTD New Clubs Count	YTD Cancelled Clubs Count	YTD Net Club Gain	Current Total Members Count	YTD Add	YTD Drop	YTD Net Growth	YTD Net Growth %	Member Count 12 Months Ago	Average Member Count Per Club	% of Clubs with less than 20 members	% No MMR in 3 Months	% No Officer Report in 12 Months	% of Clubs with balance 90+ days	Number of Clubs in Status Quo	% Status Quo Clubs in Financial Suspension	Number of Cancelled Clubs	Average Cancelled Club Age	Members Lost Due to Cancellation	% of Clubs Cancelled for Non-Financial Reasons					
59	0	0	0	1,737	81	84	-3	-0.17%	1,746	29	42%	46%	5%	2%	0	0%	0	0	0	0					

* - P - Priority Club. Cancellation Reasons: 1-Objectives/conduct, 2-Non-active club, 5-Non-existing club, 6-Disbanding, 7-Merger, 8-Financial Suspension, 9-District/Multiple District Dues.

** - Abbreviation: P-President, S-Secretary, T-Treasurer, M-Member Chairperson, VP-First Vice President, MC-Communications Chairperson, SC-Service Chairperson

*** - Abbreviation: N/R - Never reported using the Lions Clubs website, N/A - Not applicable, No password registered for the Lions Clubs website.

**** - Abbreviation: N - New, IP - Immediate Past, R - Repeat.




Club Health Assessment for District 1 CN through January 2025

			Status	Membership							Reports					Finance	LCIF
Club Number	Club Name	Charter Date		Current Member Count	YTD Members Added	YTD Members Dropped	YTD Net Growth	YTD Net Growth%	Member Count 12 Months Ago	Avg. length of service for dropped members	Months Since Last MMR ***	Yrs. Since Last Officer Report	President Rotation	Vice President Reported ****	Months Since Last Activity Report ***	Account Balance	Donations for current Fiscal Year
			Number of times on status quo within last two years	If below 15 members appears				If net loss is greater than 20% appears			If no report in 3 months appears in	When more than one year appears in	Number of repeat terms	Notes the officers that do not have an active	If no report at 12 months red		
Clubs more than two years old																	
146	BREESE	09/17/1936	Active	41	0	2	-2	-4.65%	43	16	2		2	R	M,SC	14	
149	CARLYLE	08/21/1936	Active	26	0	2	-2	-7.14%	28	27	5		None	N	P,M,SC	11	
150	CARMI	05/28/1952	Active	25	1	7	-6	-19.35%	31	7	1			N	T,M,VP,SC	16	90+ Days \$500.00
156	CENTRAL CITY CENTRALIA	10/06/1965	Active	34	2	10	-8	-19.05%	39	15	0			N	P,M,VP	17	
134387	Central City Lioness	04/13/2018	Active	37	1	2	-1	-2.63%	39	5	0			N		1	
162	COLLINSVILLE	02/20/1923	Active	21	1	0	1	5.00%	21		1			N	M	24+	\$100.00
42507	COLLINSVILLE MARYVILLE EVENING	04/15/1983	Active	34	0	3	-3	-8.11%	37	14	2			N		0	\$270.00
163	COLUMBIA	07/17/1952	Active	21	0	0	0	0.00%	22		9		17		VP	15	
144733	Columbia 21st Century	12/30/2020	Active	26	2	1	1	4.00%	29	3	0				M,VP	2	
102544	DUPO EAST CARONDELET	06/23/2008	Active	12	0	0	0	0.00%	12		11		3		VP	24+	
102555	EAST SAINT LOUIS	06/26/2008	Active(1)	6	0	1	-1	-14.29%	7	17	0			N	M	10	
173	FAIRFIELD	12/12/1938	Active	15	0	0	0	0.00%	15		10		4		T,M,VP	13	
177	GRAYVILLE	08/22/1938	Cancelled(6*)	0	0	20	-20	-100.00%	20	18	1		None		P,S,T,M,VP SC	24+	90+ Days
187	LEBANON	07/21/1950	Active	20	0	1	-1	-4.76%	21	4	0			N	SC	0	\$360.00
	Exc Award (06/30/2018)																
192	MASCOUTAH	02/23/1952	Active	34	11	2	9	36.00%	24	25	1				P,VP	24+	
38541	MASCOUTAH NOON	06/09/1980	Active	45	0	0	0	0.00%	45		10		2		VP	24+	
195	MOUNT CARMEL	07/30/1952	Active	22	0	2	-2	-8.33%	24	31	0		2		T,M,VP	13	
196	MOUNT VERNON	01/14/1924	Active	23	2	0	2	9.52%	21		5			N	S	24+	\$60.00
198	NASHVILLE	05/31/1938	Active	85	0	2	-2	-2.30%	91	11	2				P,VP,SC	5	
200	NEW BADEN	11/22/1951	Active	17	0	1	-1	-5.56%	18	23	2				T,M,VP	10	\$235.00
201	NOBLE	05/04/1938	Active	21	1	0	1	5.00%	21		0		2		P,M,VP,SC	3	\$50.00
30312	O'FALLON/FAIRVIEW HEIGHTS	03/06/1975	Active	21	1	0	1	5.00%	21		6		6	R	M	9	
203	OKAWVILLE	09/04/1930	Active	60	4	1	3	5.26%	56	18	3			N		2	



Club Health Assessment for District 1 CN through January 2025

			Status		Membership						Reports					Finance		LCIF		
Club Number	Club Name	Charter Date				Current Member Count	YTD Members Added	YTD Members Dropped	YTD Net Growth	YTD Net Growth%	Member Count 12 Months Ago	Avg. length of service for dropped members	Months Since Last MMR ***	Yrs. Since Last Officer Report	President Rotation	Vice President Reported ****	Months Since Last Activity Report ***	Account Balance	Donations for current Fiscal Year	
				Number of times on status quo within last two years	If below 15 members appears				If net loss is greater than 20% appears			If no report in 3 months appears in	When more than one year appears in	Number of repeat terms	Notes the officers that do not have an active	If no report at 12 months appears in red				
211	SALEM	02/19/1936	Active	59	1	0	1	1.72%	59		2				T,M,VP	24+				
33809	SMITHTON	05/18/1977	Active	2	0	0	0	0.00%	2		10			3	VP	1		\$10.00		
210	ST JACOB	10/26/1965	Active	121	4	2	2	1.68%	112	6	1				N	VP	24			
218	SUMMERFIELD	06/27/1966	Active	5	0	0	0	0.00%	11		9			8	M,VP	24+				
33810	SWANSEA-BELLEVILLE MIDTOWN	05/11/1977	Active	5	0	0	0	0.00%	5		11				S,M,VP	24+		\$2,000.00		
222	TROY	06/24/1938	Active	17	0	1	-1	-5.56%	19	41	1			2	M,VP	11				
35512	VALMEYER	05/08/1978	Active	29	0	1	-1	-3.33%	30	37	0			3	T,VP	7				
223	WATERLOO	12/20/1951	Active	53	11	3	8	17.78%	53	24	0				N	M	2	\$11,545.00		
Current Total Clubs Count	YTD New Clubs Count	YTD Cancelled Clubs Count	YTD Net Club Gain	Current Total Members Count	YTD Add	YTD Drop	YTD Net Growth	YTD Net Growth %	Member Count 12 Months Ago	Average Member Count Per Club	% of Clubs with less than 20 members	% No MMR in 3 Months	% No Officer Report in 12 Months	% of Clubs with balance 90+ days	Number of Clubs in Status Quo	% Status Quo Clubs in Financial Suspension	Number of Cancelled Clubs	Average Cancelled Club Age	Members Lost Due to Cancellation	% of Clubs Cancelled for Non-Financial Reasons
30	0	1	-1	937	42	64	-22	-2.29%	976	31	27%	37%	0%	3%	0	0%	1	86	20	100%

* - P - Priority Club. Cancellation Reasons: 1-Objectives/conduct, 2-Non-active club, 5-Non-existing club, 6-Disbanding, 7-Merger, 8-Financial Suspension, 9-District/Multiple District Dues.


** - Abbreviation: P-President, S-Secretary, T-Treasurer, M-Member Chairperson, VP-First Vice President, MC-Communications Chairperson, SC-Service Chairperson

*** - Abbreviation: N/R - Never reported using the Lions Clubs website, N/A - Not applicable, No password registered for the Lions Clubs website.

**** - Abbreviation: N - New, IP - Immediate Past, R - Repeat.



Club Health Assessment for District 1 CS through January 2025

			Status	Membership							Reports					Finance		LCIF
Club Number	Club Name	Charter Date		Current Member Count	YTD Members Added	YTD Members Dropped	YTD Net Growth	YTD Net Growth%	Member Count 12 Months Ago	Avg. length of service for dropped members	Months Since Last MMR ***	Yrs. Since Last Officer Report	President Rotation	Vice President Reported ****	Months Since Last Activity Report ***	Account Balance	Donations for current Fiscal Year	
			Number of times on status quo within last two years	If below 15 members appears			If net loss is greater than 20% appears				If no report in 3 months appears in	When more than one year appears in	Number of repeat terms	Notes the officers that do not have an active	If no report at 12 months appears in red			
Clubs more than two years old																		
145	BENTON	03/12/1935	Active	29	4	1	3	11.54%	26	17	2		7	P,M,VP,SC	24+			
148	CARBONDALE	07/15/1921	Active	42	0	0	0	0.00%	48		4			M,VP,SC	11			
152	CARTERVILLE	05/18/1922	Active	29	0	0	0	0.00%	29		5			T,VP,SC	9			
158	CHESTER	04/20/1936	Active	19	5	0	5	35.71%	14		3			M,VP,SC	N/R		\$125.00	
159	CHRISTOPHER	02/07/1924	Active	28	5	1	4	16.67%	24	57	0		2	N	SC	1		
Exc Award (06/30/2024)																		
161	COBDEN	04/21/1938	Active(1)	36	0	0	0	0.00%	36		19			P,M,VP,SC	13			
165	DESOTO	06/19/1970	Active(1)	16	0	1	-1	-5.88%	17	6	3		10	P,M,VP,SC	N/R			
167	DU QUOIN	03/10/1936	Active(1)	9	0	0	0	0.00%	9		20		9	P,S,M,VP,SC	N/R			
170	ELDORADO	11/23/1922	Active	24	1	0	1	4.35%	26		0			N	T,SC	2		
Exc Award (06/30/2023)																		
176	GALATIA	03/09/1973	Active(1)	19	0	0	0	0.00%	19		14		20	P,T,M,VP,SC	24+			
47941	HARRISBURG TOWN & COUNTRY	12/14/1987	Active	14	0	3	-3	-17.65%	17	12	2			P,M,VP,SC	24+			
179	HERRIN-ENERGY	06/06/1922	Active	12	0	0	0	0.00%	12		6		6	S,M,VP,SC	8			
66804	JOHNSTON CITY	11/05/2002	Active	14	2	0	2	16.67%	14		0		2	R	M,VP,SC	0		
188	LENZBURG	03/14/1963	Active	6	0	1	-1	-14.29%	7	19	6		9	P,S,M,VP,SC	N/R			
190	MARION	04/24/1923	Active	30	0	1	-1	-3.23%	32	10	2		6	N	VP,SC	5		
193	METROPOLIS	01/24/1941	Active	15	0	0	0	0.00%	14		9			IP	T,M,VP,SC	24+		
194	MOUNDS	11/02/1959	Active	15	0	1	-1	-6.25%	17	52	1		4		M,VP,SC	0		
Exc Award (06/30/2018)																		
199	NEW ATHENS	12/20/1951	Active	9	0	0	0	0.00%	11		9		5	P,M,VP,SC	24+			
206	RED BUD	05/06/1935	Active	43	0	10	-10	-18.87%	55	32	3			M,VP,SC	24+			
216	SPARTA	05/15/1939	Active	42	1	0	1	2.44%	43		1			N	VP,SC	1		
Exc Award (06/30/2024)																		
217	STEELEVILLE	05/04/1936	Active	10	0	0	0	0.00%	10		10			P,T,M,VP,SC	1			



Club Health Assessment for District 1 CS through January 2025

			Status							Membership					Reports					Finance		LCIF
Club Number	Club Name	Charter Date		Current Member Count	YTD Members Added	YTD Members Dropped	YTD Net Growth	YTD Net Growth%	Member Count 12 Months Ago	Avg. length of service for dropped members	Months Since Last MMR ***	Yrs. Since Last Officer Report	President Rotation	Vice President Reported ****	Months Since Last Activity Report ***	Account Balance	Donations for current Fiscal Year					
			Number of times on status quo within last two years	If below 15 members appears				If net loss is greater than 20% appears			If no report in 3 months appears in	When more than one year appears in	Number of repeat terms	Notes the officers that do not have an active	If no report at 12 months appears in red							
221	TRICO	04/14/1955	Active	10	0	0	0	0.00%	11		5			P,T,M,VP,SC	N/R							
224	WEST FRANKFORT	10/19/1922	Active	29	1	2	-1	-3.33%	30	14	1		N	SC	2							
Current Total Clubs Count	YTD New Clubs Count	YTD Cancelled Clubs Count	YTD Net Club Gain	Current Total Members Count	YTD Add	YTD Drop	YTD Net Growth	YTD Net Growth %	Member Count 12 Months Ago	Average Member Count Per Club	% of Clubs with less than 20 members	% No MMR in 3 Months	% No Officer Report in 12 Months	% of Clubs with balance 90+ days	Number of Clubs in Status Quo	% Status Quo Clubs in Financial Suspension	Number of Cancelled Clubs	Average Cancelled Club Age	Members Lost Due to Cancellation	% of Clubs Cancelled for Non-Financial Reasons		
23	0	0	0	500	19	21	-2	-0.40%	521	22	57%	61%	0%	0%	0	0%	0	0	0	0%		

* - P - Priority Club. Cancellation Reasons: 1-Objectives/conduct, 2-Non-active club, 5-Non-existing club, 6-Disbanding, 7-Merger, 8-Financial Suspension, 9-District/Multiple District Dues.

** - Abbreviation: P-President, S-Secretary, T-Treasurer, M-Member Chairperson, VP-First Vice President, MC-Communications Chairperson, SC-Service Chairperson

*** - Abbreviation: N/R - Never reported using the Lions Clubs website, N/A - Not applicable, No password registered for the Lions Clubs website.

**** - Abbreviation: N - New, IP - Immediate Past, R - Repeat.



Club Health Assessment for District 1 D through January 2025

			Status	Membership							Reports					Finance		LCIF
Club Number	Club Name	Charter Date		Current Member Count	YTD Members Added	YTD Members Dropped	YTD Net Growth	YTD Net Growth%	Member Count 12 Months Ago	Avg. length of service for dropped members	Months Since Last MMR ***	Yrs. Since Last Officer Report	President Rotation	Vice President Reported ****	Months Since Last Activity Report ***	Account Balance	Donations for current Fiscal Year	
			Number of times on status quo within last two years	If below 15 members appears					If net loss is greater than 20% appears			If no report in 3 months appears in	When more than one year appears in	Number of repeat terms	Notes the officers that do not have an active	If no report at 12 months appears in red		
Clubs less than two years old																		
177925	Rockford 815	08/28/2024	Active	25	25	0	25	100.00%	0		3				VP,SC	N/R		
Clubs more than two years old																		
225	ALBANY	05/11/1970	Active	20	0	0	0	0.00%	20		0		7		T,M,VP,SC	24+		
226	AMBOY	01/22/1948	Active	37	0	3	-3	-7.50%	39	12	0		2	R	SC	17		\$750.00
Exc Award (06/30/2019)																		
227	APPLE RIVER	03/07/1946	Active	35	1	3	-2	-5.41%	37	40	4			N	M,SC	24+		\$185.00
229	BELVIDERE	04/16/1946	Active	43	5	4	1	2.38%	41	2	5			N		2		
Exc Award (06/30/2019, 06/30/2023)																		
230	BYRON	05/20/1960	Active	42	0	0	0	0.00%	43		7		11	R	M,SC	24+		
231	CAPRON	03/30/1955	Active	29	4	5	-1	-3.33%	27	14	1		2	R	SC	0		
51571	CEDARVILLE	04/25/1991	Active	18	1	3	-2	-10.00%	20	7	0			N	M,SC	0		
232	CHADWICK	04/19/1963	Active	18	0	0	0	0.00%	18		9		2	R	M	18		
235	DIXON EVENING	03/10/1964	Active	15	0	0	0	0.00%	15		0				T,M,VP,SC	24+		
132258	Dixon Lioness	07/27/2017	Active	21	0	0	0	0.00%	21		6		2		M,VP,SC	22		\$250.00
234	DIXON NOON	04/23/1936	Active	16	0	0	0	0.00%	16		0		2	R	M,SC	24+		\$300.00
236	DURAND	06/29/1973	Active	40	4	4	0	0.00%	36	2	0			N	SC	24+		
237	EAST DUBUQUE	06/22/1936	Active	25	0	1	-1	-3.85%	22	10	1		3	R	P,S,M,SC	21		
240	FORRESTON	05/22/1963	Active	26	0	0	0	0.00%	26		6		3		M,VP,SC	24+		\$25.00
242	FREEPORT	03/26/1936	Active	31	2	0	2	6.90%	28		2			N		3		\$450.00
Exc Award (06/30/2023)																		
244	GALENA	09/14/1936	Active	34	2	2	0	0.00%	34	3	1		2	R		1		\$1,000.00
245	GENOA	10/28/1952	Active	23	2	4	-2	-8.00%	26	12	1				T,M,VP,SC	6		
38247	GERMAN VALLEY	04/28/1980	Active	32	1	0	1	3.23%	31		0		3	N		0		
Exc Award (06/30/2023)																		
248	KIRKLAND	08/04/1948	Active	73	9	2	7	10.61%	60	9	0			N	M,SC	0		\$1,125.00




Club Health Assessment for District 1 D through January 2025

			Status	Membership							Reports					Finance		LCIF
Club Number	Club Name	Charter Date		Current Member Count	YTD Members Added	YTD Members Dropped	YTD Net Growth	YTD Net Growth%	Member Count 12 Months Ago	Avg. length of service for dropped members	Months Since Last MMR ***	Yrs. Since Last Officer Report	President Rotation	Vice President Reported ****	Months Since Last Activity Report ***	Account Balance	Donations for current Fiscal Year	
			Number of times on status quo within last two years	If below 15 members appears					If net loss is greater than 20% appears			If no report in 3 months appears in	When more than one year appears in	Number of repeat terms	Notes the officers that do not have an active	If no report at 12 months appears in red		
249	LANARK	06/11/1956	Active	43	3	1	2	4.88%	43	0	5			N	SC	1		\$200.00
250	LEAF RIVER	03/11/1957	Active	18	1	4	-3	-14.29%	21	20	1		None		P,M,VP	2		\$200.00
Exc Award (06/30/2019)																		
251	LENA	06/01/1949	Active	76	3	6	-3	-3.80%	82	19	0			N	SC	2		
Exc Award (06/30/2019)																		
252	LOVES PARK	10/23/1950	Active	26	0	0	0	0.00%	26		8			N	SC	13		\$200.00
122671	MACKTOWN	06/30/2014	Active	5	0	0	0	0.00%	5		19		7	R	M,SC	24+		
256	MORRISON	09/29/1938	Active	24	0	1	-1	-4.00%	25	35	5			N		0		\$750.00
257	MOUNT CARROLL	04/16/1948	Active	38	3	1	2	5.56%	36	1	1			N	SC	0		
122012	Orangeville	04/28/2014	Active	24	0	0	0	0.00%	29		7			N	T,M,SC	5		
Exc Award (06/30/2022)																		
259	OREGON	07/08/1952	Active	46	6	7	-1	-2.13%	45	8	2			N	M,SC	2		
Exc Award (06/30/2022, 06/30/2024)																		
260	PAW PAW	04/11/1946	Active	69	3	0	3	4.55%	66		3				M,VP,SC	16		
261	PEARL CITY	10/21/1954	Active(1)	35	0	3	-3	-7.89%	34	5	4				T,M,VP,SC	1		\$1,000.00
Exc Award (06/30/2019)																		
262	PECATONICA	06/02/1961	Active	23	5	0	5	27.78%	17		0		8		VP,SC	1		
263	POLO	02/17/1948	Active	51	0	3	-3	-5.56%	61	36	0			N	M,SC	6		\$600.00
264	POPLAR GROVE	02/21/1961	Active	39	2	0	2	5.41%	37		6		2		T,VP,SC	24+		
265	PROPHETSTOWN	12/11/1947	Active	17	0	0	0	0.00%	17		6				T,M,VP,SC	24+		\$100.00
266	ROCHELLE	08/22/1951	Active	17	3	2	1	6.25%	15	52	0		2		M,VP,SC	9		\$300.00
268	ROCKFORD	02/03/1920	Active	43	1	3	-2	-4.44%	55	2	2				M,VP,SC	18		\$160.00
Exc Award (06/30/2016, 06/30/2017, 06/30/2018)																		
270	ROCKTON	12/14/1938	Active	64	0	0	0	0.00%	57		8		3	N	SC	24+		
Exc Award (06/30/2016)																		
271	ROSCOE	06/12/1961	Active	21	1	1	0	0.00%	21	26	5			IP	P,M,SC	24+		
272	SAVANNA	09/20/1927	Active	24	2	0	2	9.09%	18		3		17		M,VP,SC	24+		



Club Health Assessment for District 1 D through January 2025

			Status	Membership						Reports					Finance	LCIF		
Club Number	Club Name	Charter Date		Current Member Count	YTD Members Added	YTD Members Dropped	YTD Net Growth	YTD Net Growth%	Member Count 12 Months Ago	Avg. length of service for dropped members	Months Since Last MMR ***	Yrs. Since Last Officer Report	President Rotation	Vice President Reported ****	Months Since Last Activity Report ***	Account Balance	Donations for current Fiscal Year	
			Number of times on status quo within last two years	If below 15 members appears				If net loss is greater than 20% appears			If no report in 3 months appears in	When more than one year appears in	Number of repeat terms	Notes the officers that do not have an active	If no report at 12 months appears in red			
274	SHANNON	08/12/1955	Active	22	0	0	0	0.00%	24		6		5	T,M,VP,SC	24+	90+ Days		
275	SOUTH BELOIT	05/16/1944	Active	30	0	0	0	0.00%	25		7			T,M,VP,SC	24+			
278	STILLMAN VALLEY	04/16/1956	Active	18	0	1	-1	-5.26%	20	46	3		3	N	T,VP,SC		24+	
279	STOCKTON	05/07/1945	Active	17	0	0	0	0.00%	18		6		12	T,M,VP,SC	24+			
280	TAMPICO	08/29/1957	Active	8	0	2	-2	-20.00%	10	10	2		4	N	SC		24+	
281	THOMSON	07/22/1957	Active	10	0	0	0	0.00%	10		6		19		S,T,M,VP,SC		24+	
282	WARREN	08/23/1949	Active	19	1	1	0	0.00%	20	19	5			N	M,VP,SC		24+	
283	WINNEBAGO	05/29/1961	Active	19	2	0	2	11.76%	17		2				M,VP,SC		13	

Clubs Cancelled Previous Fiscal Year – Clubs Cancelled within last 12 months may be reinstated

Club Number	Club Name	Charter Date	Current Status*	Cancellation Date
228	ASHTON	06/16/1954	Cancelled(6*)	06/29/2024

Current Total Clubs Count	YTD New Clubs Count	YTD Cancelled Clubs Count	YTD Net Club Gain	Current Total Members Count	YTD Add	YTD Drop	YTD Net Growth	YTD Net Growth %	Member Count 12 Months Ago	Average Member Count Per Club	% of Clubs with less than 20 members	% No MMR in 3 Months	% No Officer Report in 12 Months	% of Clubs with balance 90+ days	Number of Clubs in Status Quo	% Status Quo Clubs in Financial Suspension	Number of Cancelled Clubs	Average Cancelled Club Age	Members Lost Due to Cancellation	% of Clubs Cancelled for Non-Financial Reasons
48	1	0	1	1,449	92	67	25	1.76%	1,414	30	29%	52%	0%	2%	0	0%	0	0	0	0%

* - P - Priority Club. Cancellation Reasons: 1-Objectives/conduct, 2-Non-active club, 5-Non-existing club, 6-Disbanding, 7-Merger, 8-Financial Suspension, 9-District/Multiple District Dues.

** - Abbreviation: P-President, S-Secretary, T-Treasurer, M-Member Chairperson, VP-First Vice President, MC-Communications Chairperson, SC-Service Chairperson

*** - Abbreviation: N/R - Never reported using the Lions Clubs website, N/A - Not applicable, No password registered for the Lions Clubs website.

**** - Abbreviation: N - New, IP - Immediate Past, R - Repeat.



Club Health Assessment for District 1 F through January 2025

Club Number	Club Name	Charter Date	Status	Membership							Reports					Finance	LCIF
				Current Member Count	YTD Members Added	YTD Members Dropped	YTD Net Growth	YTD Net Growth%	Member Count 12 Months Ago	Avg. length of service for dropped members	Months Since Last MMR ***	Yrs. Since Last Officer Report	President Rotation	Vice President Reported ****	Months Since Last Activity Report ***	Account Balance	Donations for current Fiscal Year
			Number of times on status quo within last two years	If below 15 members appears				If net loss is greater than 20% appears			If no report in 3 months appears in	When more than one year appears in	Number of repeat terms	Notes the officers that do not have an active	If no report at 12 months red		
Clubs more than two years old																	
362	ANTIOCH	07/16/1937	Active	99	13	6	7	7.61%	90	2	0			M,VP,SC	2		
363	ARLINGTON HEIGHTS	09/25/1925	Active	34	3	2	1	3.03%	32	1	0		2	R	M,SC	2	
364	BARRINGTON	10/15/1925	Active	54	3	1	2	3.85%	43	8	1			M,VP,SC	N/R		\$1,300.00
120169	Buffalo Grove	08/16/2013	Active	13	0	0	0	0.00%	13		6		4	M,VP,SC	24+		
367	DEERFIELD	01/28/1949	Active	16	0	0	0	0.00%	16		3		2	M,VP,SC	N/R		
368	DES PLAINES	05/06/1924	Active	5	1	1	0	0.00%	8	28	1		2	N	M,SC	3	
	Exc Award (06/30/2023)																
369	ELK GROVE VILLAGE	10/28/1958	Active	26	4	3	1	4.00%	25	6	0			M,VP,SC	8		\$20.00
111092	EVANSTON SUNRISE	05/25/2011	Active	14	2	1	1	7.69%	11	12	3			N	M,SC	6	\$100.00
372	FOX LAKE	10/15/1948	Active	18	4	1	3	20.00%	17	6	2			IP	M,SC	24+	
373	GAGEWOOD	05/20/1959	Active	27	0	2	-2	-6.90%	29	2	0		2	P,M,VP,SC	24+		\$125.00
375	GLENVIEW	08/21/1950	Active	20	0	0	0	0.00%	19		4		3	M,VP,SC	24+		\$700.00
376	GRAYSLAKE	05/29/1940	Active	47	7	1	6	14.63%	44	0	1			IP	M,SC	3	
380	LAKE FOREST LAKE BLUFF	04/03/1950	Active	30	3	2	1	3.45%	29	7	0		2	M,VP,SC	N/R		\$4,000.00
381	LAKE VILLA TOWNSHIP	06/04/1963	Active	31	1	1	0	0.00%	33	1	0		None	N	P,SC	16	\$1,000.00
	Exc Award (06/30/2017)																
382	LAKE ZURICH	08/01/1939	Active	63	3	1	2	3.28%	59	3	0		2	VP,SC	4		
43064	LONG GROVE	10/28/1983	Active	31	0	0	0	0.00%	31		10		3	R	VP,SC	N/R	\$100.00
385	MOUNT PROSPECT	03/01/1934	Active	89	5	4	1	1.14%	82	17	0			N	SC	2	
	Exc Award (06/30/2016)																
387	NILES	02/27/1953	Active	23	0	0	0	0.00%	26		7			M,VP,SC	24+		
389	NORTH CHICAGO	11/15/1954	Active	12	0	0	0	0.00%	12		0		20	M,VP,SC	24+		
391	PALATINE	09/29/1925	Active	19	0	1	-1	-5.00%	18	18	1		5	M,VP,SC	24+		\$1,500.00
393	PARK RIDGE	06/30/1947	Active	18	0	3	-3	-14.29%	21	11	0		12	M,VP,SC	17		
394	PROSPECT HEIGHTS	01/29/1954	Active	23	6	2	4	21.05%	19	0	1		6	R	M,VP,SC	2	\$500.00



Club Health Assessment for District 1 F through January 2025

Club Number	Club Name	Charter Date	Status	Membership							Reports					Finance	LCIF
				Current Member Count	YTD Members Added	YTD Members Dropped	YTD Net Growth	YTD Net Growth%	Member Count 12 Months Ago	Avg. length of service for dropped members	Months Since Last MMR ***	Yrs. Since Last Officer Report	President Rotation	Vice President Reported ****	Months Since Last Activity Report ***	Account Balance	Donations for current Fiscal Year
			Number of times on status quo within last two years	If below 15 members appears				If net loss is greater than 20% appears			If no report in 3 months appears	When more than one year appears in	Number of repeat terms	Notes the officers that do not have an active	If no report at 12 months appears in red		
396	SCHAUMBURG-HOFFMAN	04/12/1961	Active	29	5	7	-2	-6.45%	30	14	0		6	N	SC	6	\$1,050.00
	Exc Award (06/30/2016, 06/30/2017, 06/30/2020)																
42364	SKOKIE	03/03/1983	Active	18	1	1	0	0.00%	17	21	4		5	R	M	9	\$800.00
	Exc Award (07/01/2017)																
42365	VERNON HILLS	03/14/1983	Active	17	0	0	0	0.00%	16		1			R	T,M,SC	13	
399	WAUCONDA	08/13/1941	Active	30	1	0	1	3.45%	30		6		3		S,M,VP,SC	24+	
401	WAUKEGAN LITTLE FORT	02/07/1973	Active	12	0	1	-1	-7.69%	14	2	5		5		M,VP,SC	0	
53174	WAUKEGAN UPTOWN	05/28/1992	Active	11	1	0	1	10.00%	9		2		10		P,M,VP,SC	10	\$1,050.00
405	WINTHROP HARBOR	09/23/1954	Active	17	3	0	3	21.43%	14		0		2		M,VP,SC	0	\$3,000.00

Clubs Cancelled Previous Fiscal Year – Clubs Cancelled within last 12 months may be reinstated

Club Number	Club Name	Charter Date	Current Status*	Cancellation Date
390	NORTHFIELD	01/28/1957	Cancelled(6*)	07/29/2023

Current Total Clubs Count	YTD New Clubs Count	YTD Cancelled Clubs Count	YTD Net Club Gain	Current Total Members Count	YTD Add	YTD Drop	YTD Net Growth	YTD Net Growth %	Member Count 12 Months Ago	Average Member Count Per Club	% of Clubs with less than 20 members	% No MMR in 3 Months	% No Officer Report in 12 Months	% of Clubs with balance 90+ days	Number of Clubs in Status Quo	% Status Quo Clubs in Financial Suspension	Number of Cancelled Clubs	Average Cancelled Club Age	Members Lost Due to Cancellation	% of Clubs Cancelled for Non-Financial Reasons
29	0	0	0	846	66	41	25	3.05%	807	29	45%	31%	0%	0%	0	0%	0	0	0	0%

* - P - Priority Club. Cancellation Reasons: 1-Objectives/conduct, 2-Non-active club, 5-Non-existing club, 6-Disbanding, 7-Merger, 8-Financial Suspension, 9-District/Multiple District Dues.


** - Abbreviation: P-President, S-Secretary, T-Treasurer, M-Member Chairperson, VP-First Vice President, MC-Communications Chairperson, SC-Service Chairperson

*** - Abbreviation: N/R - Never reported using the Lions Clubs website, N/A - Not applicable, No password registered for the Lions Clubs website.

**** - Abbreviation: N - New, IP - Immediate Past, R - Repeat.




Club Health Assessment for District 1 G through January 2025

			Status	Membership							Reports					Finance		LCIF
Club Number	Club Name	Charter Date		Current Member Count	YTD Members Added	YTD Members Dropped	YTD Net Growth	YTD Net Growth%	Member Count 12 Months Ago	Avg. length of service for dropped members	Months Since Last MMR ***	Yrs. Since Last Officer Report	President Rotation	Vice President Reported ****	Months Since Last Activity Report ***	Account Balance	Donations for current Fiscal Year	
			Number of times on status quo within last two years	If below 15 members appears			If net loss is greater than 20% appears			If no report in 3 months appears in			When more than one year appears in	Number of repeat terms	Notes the officers that do not have an active	If no report at 12 months appears in red		
Clubs more than two years old																		
409	AUGUSTA	11/30/1949	Active	9	0	0	0	0.00%	11		7				M,VP,SC	6		
31908	BEARDSTOWN	03/31/1976	Active	34	0	3	-3	-8.11%	40	15	4		2	R	M,VP,SC	N/R		
412	CAMP POINT	09/30/1946	Active	22	0	0	0	0.00%	24		9				VP,SC	10		
413	CARLINVILLE	05/22/1944	Active	59	4	2	2	3.51%	57	31	1			N	SC	4		
414	CARROLLTON	09/26/1935	Active	12	0	7	-7	-36.84%	19	14	5			N	P,M,SC	24+		
41440	CHAPIN	06/28/1982	Active	26	0	2	-2	-7.14%	28	25	3		2	R	VP,SC	3	\$500.00	
415	CLAYTON	01/31/1949	Active	10	0	1	-1	-9.09%	11	10	36				M,VP,SC	24+		
416	COATSBURG	11/18/1958	Active	33	1	0	1	3.13%	31		6			N	M,SC	3		
Exc Award (06/30/2023)																		
419	EDWARDSVILLE	06/30/1944	Active(1)	2	0	6	-6	-75.00%	8	20	1		None		P,M,VP,SC	24+		
421	FRANKLIN	12/26/1951	Active	29	0	1	-1	-3.33%	28	8	6			N	P,SC	18		
43586	GILLESPIE	03/14/1984	Active	12	0	1	-1	-7.69%	13	18	0		2		M,VP,SC	13		
423	GOLDEN	06/28/1940	Active	14	1	1	0	0.00%	14	56	2		4		P,M,VP,SC	1		
424	GREENFIELD	04/10/1939	Active	16	1	4	-3	-15.79%	19	26	2				VP,SC	3		
30410	HIGHLAND	03/20/1975	Active	67	3	3	0	0.00%	59	34	0			R		2	\$2,720.00	
Exc Award (06/30/2024)																		
427	HULL	03/24/1952	Active	24	0	0	0	0.00%	25		12		2	R	M,VP,SC	24+		
428	JACKSONVILLE	04/03/1924	Active	27	5	0	5	22.73%	20		0			IP	SC	1	\$250.00	
Exc Award (06/30/2018, 06/30/2024)																		
429	JERSEYVILLE	06/17/1935	Active(1)	7	0	0	0	0.00%	7		5		11		M,VP,SC	N/R		
430	LIBERTY	10/10/1946	Active	35	1	0	1	2.94%	35		4			N	M,SC	24+		
432	LORAINE	03/23/1971	Active(1)	34	6	2	4	13.33%	35	16	0			N	VP,SC	19	90+ Days	
434	MARINE	03/27/1967	Active	9	0	0	0	0.00%	10		7		6	R	M,VP,SC	24+		
435	MENDON	06/11/1940	Active	21	0	1	-1	-4.55%	22	11	5		7	R	P,VP,SC	24+		
439	PALMYRA	09/26/1940	Active	11	0	0	0	0.00%	11		8			IP	P,M,SC	N/R		



Club Health Assessment for District 1 G through January 2025

			Status	Membership							Reports					Finance	LCIF	
Club Number	Club Name	Charter Date		Current Member Count	YTD Members Added	YTD Members Dropped	YTD Net Growth	YTD Net Growth%	Member Count 12 Months Ago	Avg. length of service for dropped members	Months Since Last MMR ***	Yrs. Since Last Officer Report	President Rotation	Vice President Reported ****	Months Since Last Activity Report ***	Account Balance	Donations for current Fiscal Year	
			Number of times on status quo within last two years	If below 15 members appears				If net loss is greater than 20% appears			If no report in 3 months appears in	When more than one year appears in	Number of repeat terms		Notes the officers that do not have an active	If no report at 12 months appears in red		
440	PITTSFIELD	09/22/1920	Active	21	0	0	0	0.00%	22		6		2		M,VP,SC	1		
441	PLAINVILLE	02/28/1952	Cancelled(6*)	0	1	20	-19	-100.00%	24	21	2		None		P,S,T,M,VP,SC	24+		
444	QUINCY	07/21/1919	Active	13	1	0	1	8.33%	12		6		2	R	SC	10		
29444	RUSHVILLE	06/21/1974	Active	11	0	0	0	0.00%	11		5			N	P,T,M,VP,SC	24+		\$3,000.00
448	STAUNTON	04/10/1950	Active	9	1	1	0	0.00%	7	3	2		11	R	M,SC	6		
	Exc Award (06/30/2016)																	
450	TIMEWELL	12/19/1950	Active	7	0	0	0	0.00%	7		10		14	R	VP	10		
44409	VERSAILLES	12/28/1984	Active	9	0	0	0	0.00%	9		10		None		P,VP,SC	24+		
110580	WARSAW	03/17/2011	Active	20	0	0	0	0.00%	20		16		3	R	M,VP	24+		
454	WAVERLY	09/18/1940	Active	21	0	0	0	0.00%	21		11		15	R	M,VP,SC	24+		
455	WHITE HALL	03/28/1939	Active	37	5	2	3	8.82%	38	0	0		None		P,M,VP,SC	24+		

Clubs Cancelled Previous Fiscal Year – Clubs Cancelled within last 12 months may be reinstated

Club Number	Club Name	Charter Date	Current Status*	Cancellation Date
51328	BUNKER HILL	02/19/1991	Cancelled(8*)	08/29/2023

Current Total Clubs Count	YTD New Clubs Count	YTD Cancelled Clubs Count	YTD Net Club Gain	Current Total Members Count	YTD Add	YTD Drop	YTD Net Growth	YTD Net Growth %	Member Count 12 Months Ago	Average Member Count Per Club	% of Clubs with less than 20 members	% No MMR in 3 Months	% No Officer Report in 12 Months	% of Clubs with balance 90+ days	Number of Clubs in Status Quo	% Status Quo Clubs in Financial Suspension	Number of Cancelled Clubs	Average Cancelled Club Age	Members Lost Due to Cancellation	% of Clubs Cancelled for Non-Financial Reasons
31	0	1	-1	661	30	57	-27	-3.92%	698	21	48%	68%	0%	3%	0	0%	1	105	20	0%

* - P - Priority Club. Cancellation Reasons: 1-Objectives/conduct, 2-Non-active club, 5-Non-existing club, 6-Disbanding, 7-Merger, 8-Financial Suspension, 9-District/Multiple District Dues.


** - Abbreviation: P-President, S-Secretary, T-Treasurer, M-Member Chairperson, VP-First Vice President, MC-Communications Chairperson, SC-Service Chairperson

*** - Abbreviation: N/R - Never reported using the Lions Clubs website, N/A - Not applicable, No password registered for the Lions Clubs website.

**** - Abbreviation: N - New, IP - Immediate Past, R - Repeat.



Club Health Assessment for District 1 H through January 2025

			Status	Membership							Reports					Finance	LCIF	
Club Number	Club Name	Charter Date		Current Member Count	YTD Members Added	YTD Members Dropped	YTD Net Growth	YTD Net Growth%	Member Count 12 Months Ago	Avg. length of service for dropped members	Months Since Last MMR ***	Yrs. Since Last Officer Report	President Rotation	Vice President Reported ****	Months Since Last Activity Report ***	Account Balance	Donations for current Fiscal Year	
			Number of times on status quo within last two years	If below 15 members appears					If net loss is greater than 20% appears			If no report in 3 months appears in	When more than one year appears in	Number of repeat terms	Notes the officers that do not have an active red	If no report at 12 months appears in red		
Clubs more than two years old																		
58411	ALPHA-WOODHULL ALWOOD	06/20/1996	Active	14	0	1	-1	-6.67%	16	4	2		6	P,S,T,M,VP SC	2			
460	ALTONA	03/19/1953	Active	23	0	0	0	0.00%	23		5			M,VP,SC	2			
461	ANDALUSIA	11/23/1962	Active	20	0	0	0	0.00%	17		5		6	M,VP,SC	1			
463	ASTORIA	11/23/1970	Active	25	2	4	-2	-7.41%	27	21	1			M,VP,SC	5			
462	AVON	03/22/1956	Active	22	1	1	0	0.00%	23	9	0			N S,SC	5			
464	BARTONVILLE	03/18/1954	Active	36	1	0	1	2.86%	35		5			IP M,VP,SC	2	90+ Days		
467	BRADFORD	04/09/1965	Active	15	4	1	3	25.00%	12	23	3		10	M,VP,SC	1		\$20.00	
468	BUSHNELL	03/29/1956	Active	8	2	3	-1	-11.11%	10	7	2			R P,T,M,SC	24+			
470	CARTHAGE	05/19/1966	Active	41	2	1	1	2.50%	35	19	1			N M,SC	10		\$100.00	
35021	CHILLICOTHE	02/14/1978	Active	20	1	1	0	0.00%	20	2	3			R T,SC	2			
471	COAL VALLEY	06/15/1964	Active(2)	7	0	0	0	0.00%	7		5		4	M,VP,SC	1			
472	COLCHESTER	09/18/1951	Active	43	0	1	-1	-2.27%	49	48	2			N P,SC	3			
473	CREVE COEUR	01/26/1944	Active	9	1	2	-1	-10.00%	10	30	0		12	R VP,SC	4			
30702	DALLAS CITY	05/14/1975	Active	4	0	0	0	0.00%	4		9		10	R P,M,VP,SC	4			
478	ELIZA	04/09/1973	Active	15	0	0	0	0.00%	15		2		8	N M,SC	12			
479	GALESBURG	11/18/1920	Active	78	0	1	-1	-1.27%	83	32	0			N	3		\$1,200.00	
Exc Award (06/30/2023)																		
480	GALVA	07/15/1947	Active	25	1	3	-2	-7.41%	29	30	0		2	N M,SC	0			
483	HOPEDALE	12/07/1970	Active	40	18	0	18	81.82%	22		1		2	R M,SC	0	90+ Days		
487	LA HARPE	03/15/1971	Active	34	0	1	-1	-2.86%	36	52	0			S,M,VP,SC	4			
490	MACKINAW	06/19/1964	Active	29	0	0	0	0.00%	29		5			M,VP,SC	4			
491	MACOMB	05/23/1963	Active	23	0	6	-6	-20.69%	28	11	1			N M,SC	0		\$1,000.00	
39332	MILAN	01/31/1981	Active	31	4	0	4	14.81%	27		0			N SC	2		\$1,000.00	
495	MONMOUTH	05/21/1936	Active	11	0	1	-1	-8.33%	12	25	2			N M,SC	2		\$20.00	



Club Health Assessment for District 1 H through January 2025

			Status		Membership						Reports					Finance		LCIF		
Club Number	Club Name	Charter Date		Current Member Count	YTD Members Added	YTD Members Dropped	YTD Net Growth	YTD Net Growth%	Member Count 12 Months Ago	Avg. length of service for dropped members	Months Since Last MMR ***	Yrs. Since Last Officer Report	President Rotation	Vice President Reported ****	Months Since Last Activity Report ***	Account Balance	Donations for current Fiscal Year			
			Number of times on status quo within last two years	If below 15 members appears					If net loss is greater than 20% appears			If no report in 3 months appears in	When more than one year appears in	Number of repeat terms	Notes the officers that do not have appears in an active red	If no report at 12 months appears in				
46996	MONMOUTH NOON	03/02/1987	Active	13	0	0	0	0.00%	13		20		None	P,S,T,M,VP SC	6					
498	NORTH HENDERSON	12/17/1951	Active	6	0	1	-1	-14.29%	7	20	4		21	P,T,M,VP,SC	3					
500	ORION	04/30/1956	Active	39	0	1	-1	-2.50%	39	7	0		2	M,VP	0		\$962.00			
Exc Award (06/30/2023)																				
501	PEKIN	10/22/1940	Active	20	2	0	2	11.11%	18		4			IP VP	2					
503	PEORIA HEIGHTS-SUBURBAN L C	04/30/1954	Active	25	1	1	0	0.00%	38	1	4			N	3					
Exc Award (06/30/2022)																				
38248	PRINCEVILLE	04/09/1980	Active	58	2	0	2	3.57%	57		5		5	N M,SC	5		\$100.00			
504	ROCK ISLAND EVENING	09/03/1943	Active	13	0	2	-2	-13.33%	15	37	2			R M,VP,SC	3					
506	ROSEVILLE	08/11/1958	Active	17	1	0	1	6.25%	16		0		7	R M,VP,SC	1					
143975	Silvis	12/12/2020	Active	17	0	8	-8	-32.00%	30	3	1		2	R SC	5					
Exc Award (06/30/2022)																				
34597	STRONGHURST	11/29/1977	Active	12	0	1	-1	-7.69%	12	11	5		13	S,T,M,VP,SC	8					
508	TOULON	10/03/1946	Active	25	0	0	0	0.00%	25		4		6	N M,SC	0					
509	TREMONT	02/20/1968	Active	28	1	2	-1	-3.45%	29	13	0			M,VP,SC	13		\$400.00			
511	WASHINGTON	01/25/1971	Active	15	0	0	0	0.00%	13		5			M,VP,SC	2					
513	WYOMING	12/06/1948	Active	27	2	4	-2	-6.90%	29	17	0			VP,SC	2					
Current Total Clubs Count	YTD New Clubs Count	YTD Cancelled Clubs Count	YTD Net Club Gain	Current Total Members Count	YTD Add	YTD Drop	YTD Net Growth	YTD Net Growth %	Member Count 12 Months Ago	Average Member Count Per Club	% of Clubs with less than 20 members	% No MMR in 3 Months	% No Officer Report in 12 Months	% of Clubs with balance 90+ days	Number of Clubs in Status Quo	% Status Quo Clubs in Financial Suspension	Number of Cancelled Clubs	Average Cancelled Club Age	Members Lost Due to Cancellation	% of Clubs Cancelled for Non-Financial Reasons
37	0	0	0	888	46	47	-1	-0.11%	910	24	41%	43%	0%	5%	0	0%	0	0	0	0%

* - P - Priority Club. Cancellation Reasons: 1-Objectives/conduct, 2-Non-active club, 5-Non-existing club, 6-Disbanding, 7-Merger, 8-Financial Suspension, 9-District/Multiple District Dues.


** - Abbreviation: P-President, S-Secretary, T-Treasurer, M-Member Chairperson, VP-First Vice President, MC-Communications Chairperson, SC-Service Chairperson

*** - Abbreviation: N/R - Never reported using the Lions Clubs website, N/A - Not applicable, No password registered for the Lions Clubs website.

**** - Abbreviation: N - New, IP - Immediate Past, R - Repeat.




Club Health Assessment for District 1 J through January 2025

			Status	Membership							Reports					Finance	LCIF
Club Number	Club Name	Charter Date		Current Member Count	YTD Members Added	YTD Members Dropped	YTD Net Growth	YTD Net Growth%	Member Count 12 Months Ago	Avg. length of service for dropped members	Months Since Last MMR ***	Yrs. Since Last Officer Report	President Rotation	Vice President Reported ****	Months Since Last Activity Report ***	Account Balance	Donations for current Fiscal Year
			Number of times on status quo within last two years	If below 15 members appears				If net loss is greater than 20% appears			If no report in 3 months appears in	When more than one year appears in	Number of repeat terms	Notes the officers that do not have an active	If no report at 12 months appears in red		
Clubs more than two years old																	
515	ALGONQUIN	09/18/1939	Active	35	5	3	2	6.06%	35	13	1		2	N	1		\$20.00
Exc Award (06/30/2016, 06/30/2023)																	
516	AURORA	06/23/1922	Active	40	3	2	1	2.56%	37	3	0		3	N	M,SC	0	\$88.00
Exc Award (06/30/2022, 06/30/2023, 06/30/2024)																	
144527	Aurora Carillon	12/29/2020	Active	37	5	1	4	12.12%	33	4	1		4	R	M	0	\$821.00
Exc Award (06/30/2023, 06/30/2024)																	
35315	AURORA EVENING	04/21/1978	Active	11	0	1	-1	-8.33%	12	46	5		2	N	5		\$13.00
Exc Award (06/30/2017)																	
517	BARTLETT	08/28/1939	Active	71	5	10	-5	-6.58%	74	12	0			N	M,SC	0	\$25.00
Exc Award (06/30/2023)																	
29351	BATAVIA	05/23/1974	Active	21	0	3	-3	-12.50%	27	11	3		2	R	M,SC	6	\$20.00
Exc Award (06/30/2019, 06/30/2023)																	
36855	BIG ROCK	04/17/1979	Active	9	1	0	1	12.50%	9		4		7		T,M,VP,SC	20	90+ Days \$5.00
519	BLOOMINGDALE	09/07/1961	Active	27	6	6	0	0.00%	27	11	0			N	M,SC	24+	\$10.00
520	BURLINGTON	03/28/1959	Active	20	0	0	0	0.00%	19		1			R	M,SC	11	\$30.00
49338	BURR RIDGE-HINSDALE-OAK	03/30/1989	Active	38	7	0	7	22.58%	24		0			N	M	2	\$6,162.49
Exc Award (06/30/2019, 06/30/2024)																	
523	CLARENDON HILLS	02/23/1950	Active	51	2	2	0	0.00%	49	26	1		2		M,VP	11	\$13.00
Exc Award (06/30/2023)																	
524	CORTLAND	12/10/1973	Active(1)	33	0	0	0	0.00%	35		4			N		18	\$40.00
525	CRYSTAL LAKE	08/04/1931	Active	57	5	3	2	3.64%	53	12	0		2	R	M,SC	20	\$2,000.00
Exc Award (06/30/2018, 06/30/2024)																	
526	DARIEN	05/25/1971	Active	136	4	8	-4	-2.86%	142	9	1			N	SC	8	\$5,163.00
Exc Award (06/30/2020, 06/30/2022, 06/30/2024)																	
527	DE KALB	02/04/1948	Active	10	0	0	0	0.00%	10		16	1	None		P,S,T,M,VP SC	16	
528	DOWNERS GROVE	09/21/1926	Active	10	0	0	0	0.00%	10		6		None		P,S,T,M,VP SC	14	
530	DUNDEE TOWNSHIP	03/15/1937	Active	34	3	2	1	3.03%	29	0	0			R	M,SC	1	\$1,145.00




Club Health Assessment for District 1 J through January 2025

			Status	Membership							Reports					Finance	LCIF
Club Number	Club Name	Charter Date		Current Member Count	YTD Members Added	YTD Members Dropped	YTD Net Growth	YTD Net Growth%	Member Count 12 Months Ago	Avg. length of service for dropped members	Months Since Last MMR ***	Yrs. Since Last Officer Report	President Rotation	Vice President Reported ****	Months Since Last Activity Report ***	Account Balance	Donations for current Fiscal Year
			Number of times on status quo within last two years	If below 15 members appears					If net loss is greater than 20% appears			If no report in 3 months appears in	When more than one year appears in	Number of repeat terms	Notes the officers that do not have an active	If no report at 12 months appears in red	
Exc Award (06/30/2019)																	
143456	DuPage Tomorrows Alliance	01/05/2021	Active(1)	10	0	0	0	0.00%	10		30	1	None	P,S,T,M,VP SC	24+	90+ Days	\$5.00
531	ELBURN	07/31/1929	Active	183	0	1	-1	-0.54%	181	49	1			N	M,SC	1	\$170.00
Exc Award (06/30/2023)																	
532	ELGIN	12/25/1921	Active	26	5	5	0	0.00%	22	30	3		2		VP	1	\$1,672.00
Exc Award (06/30/2019, 06/30/2023, 06/30/20)																	
533	ELMHURST	09/09/1940	Active	36	0	5	-5	-12.20%	42	13	1			N		5	\$112.00
Exc Award (06/30/2017, 06/30/2018, 06/30/20)																	
534	FOX RIVER GROVE	09/25/1939	Active	42	3	1	2	5.00%	42	8	2		2	N	M,SC	1	\$1,026.00
Exc Award (06/30/2018, 06/30/2019)																	
535	GENEVA	01/14/1937	Active	67	2	0	2	3.08%	64		1			N	M,SC	0	\$16.00
537	GLEN ELLYN	07/12/1923	Active	23	3	0	3	15.00%	19		3			N	M,SC	2	\$8.00
Exc Award (06/30/2016)																	
538	HAMPSHIRE	08/28/1953	Active	29	0	2	-2	-6.45%	30	25	0			N	SC	20	
539	HANOVER PARK	11/30/1961	Active	18	0	0	0	0.00%	18		7	1	None		P,S,T,M,VP SC	24+	\$10.00
540	HINCKLEY	04/02/1970	Active	31	3	1	2	6.90%	28	40	0		2	R	M,SC	7	
64110	HUNTLEY AREA	03/28/2001	Active	43	4	10	-6	-12.24%	48	5	0			N	SC	0	\$278.00
Exc Award (06/30/2018, 06/30/2022, 06/30/20)																	
542	ISLAND LAKE	09/28/1956	Active	43	4	1	3	7.50%	34	1	0		3	N	SC	5	\$68.00
Exc Award (06/30/2022, 06/30/2023, 06/30/20)																	
543	ITASCA	08/29/1939	Active(1)	102	5	8	-3	-2.86%	93	6	0			N	M,SC	7	\$4,359.00
48706	JOHNSBURG	06/16/1988	Active	26	0	0	0	0.00%	30		7		5	R	M,SC	20	\$11.00
38845	LEE	08/29/1980	Active	25	0	0	0	0.00%	25		9		7	R	SC	18	\$506.00
545	LISLE	05/25/1949	Active	16	0	1	-1	-5.88%	18	38	2		2	N	SC	4	\$384.00
Exc Award (06/30/2019, 06/30/2108)																	
546	LOMBARD	10/17/1923	Active	18	0	0	0	0.00%	18		3		None	R	P,SC	5	\$8.00
549	MALTA	09/13/1960	Active	36	1	0	1	2.86%	35		7		3		P,T,M,VP,SC	23	
550	MAPLE PARK	01/25/1960	Active	19	0	0	0	0.00%	16		6			N	M,SC	2	




Club Health Assessment for District 1 J through January 2025

			Status	Membership							Reports					Finance		LCIF
Club Number	Club Name	Charter Date		Current Member Count	YTD Members Added	YTD Members Dropped	YTD Net Growth	YTD Net Growth%	Member Count 12 Months Ago	Avg. length of service for dropped members	Months Since Last MMR ***	Yrs. Since Last Officer Report	President Rotation	Vice President Reported ****	Months Since Last Activity Report ***	Account Balance	Donations for current Fiscal Year	
			Number of times on status quo within last two years	If below 15 members appears					If net loss is greater than 20% appears			If no report in 3 months appears in	When more than one year appears in	Number of repeat terms	Notes the officers that do not have an active	If no report at 12 months appears in red		
548	MCHENRY/WONDER LAKE	10/13/1966	Active	21	4	7	-3	-12.50%	25	17	0		5	R	T,M,VP,SC	0	90+ Days	\$11.00
552	NAPERVILLE NOON	07/19/1948	Active	38	2	2	0	0.00%	37	12	2			N	SC	0		\$2,829.00
Exc Award (06/30/2018, 06/30/2023, 06/30/2024)																		
554	NORTH AURORA	10/27/1959	Active	41	2	0	2	5.13%	39		1			N	SC	0		\$20.00
Exc Award (06/30/2024)																		
47043	OAKBROOK TERRACE	03/12/1987	Active	19	1	1	0	0.00%	18	38	0		2	N	M,SC	2		\$8.00
557	ROSELLE	04/26/1934	Active	50	3	2	1	2.04%	56	18	1			N	SC	1		\$1,630.00
Exc Award (06/30/2016)																		
558	SANDWICH	06/20/1949	Active	44	0	1	-1	-2.22%	45	1	0			N	M,SC	0		\$1,765.00
Exc Award (06/30/2017, 06/30/2019, 06/30/2020)																		
559	SHABBONA	03/03/1970	Active	16	0	0	0	0.00%	18		7			R	SC	21		
560	SOMONAUK	04/17/1945	Active(1)	19	0	7	-7	-26.92%	26	45	0				M,VP,SC	22		\$1,000.00
561	SOUTH ELGIN	10/11/1954	Active	12	0	0	0	0.00%	12		20	1	None		P,S,T,M,VP SC	20		\$16.00
564	SYCAMORE	10/06/1948	Active	44	2	2	0	0.00%	44	16	1			N	SC	0		\$37.00
Exc Award (06/30/2018, 06/30/2019, 06/30/2020)																		
565	UNION	12/12/1957	Active	60	5	4	1	1.69%	57	8	0		2	R		3		\$2,215.00
Exc Award (06/30/2018, 06/30/2021, 06/30/2022)																		
566	VILLA PARK	09/25/1923	Active	11	2	0	2	22.22%	9		5		2		M,VP,SC	1		\$17.00
567	WARRENVILLE	06/08/1949	Active	28	0	0	0	0.00%	27		4		3		M,VP,SC	15		\$18.00
Exc Award (06/30/2017, 06/30/2019)																		
568	WATERMAN	06/08/1954	Active	38	4	2	2	5.56%	34	11	0		2	R	M,SC	0		\$231.00
Exc Award (06/30/2018, 06/30/2023, 06/30/2024)																		
569	WEST CHICAGO	12/14/1960	Active(1)	28	0	0	0	0.00%	25		3	1	None		P,S,T,M,VP SC	22		\$37.00
570	WESTMONT	01/08/1936	Active	45	6	2	4	9.76%	41	16	0				VP	0		\$140.00
Exc Award (06/30/2018, 06/30/2019, 06/30/2020)																		
571	WHEATON	09/19/1923	Active	92	8	5	3	3.37%	89	21	0				M,VP	12		\$8.00
Exc Award (06/30/2019, 06/30/2023)																		
573	WINFIELD	03/18/1959	Active	33	0	0	0	0.00%	33		20		8	R	M,SC	2		\$65.00



Club Health Assessment for District 1 J through January 2025

				Status	Membership						Reports				Finance	LCIF	
Club Number	Club Name	Charter Date		Current Member Count	YTD Members Added	YTD Members Dropped	YTD Net Growth	YTD Net Growth%	Member Count 12 Months Ago	Avg. length of service for dropped members	Months Since Last MMR ***	Yrs. Since Last Officer Report	President Rotation	Vice President Reported ****	Months Since Last Activity Report ***	Account Balance	Donations for current Fiscal Year
			Number of times on status quo within last two years	If below 15 members appears				If net loss is greater than 20% appears			If no report in 3 months appears in	When more than one year appears in	Number of repeat terms	Notes the officers that do not have an active	If no report at 12 months appears in red		
574	WOOD DALE	10/05/1944	Active(1)	15	0	0	0	0.00%	18		11	1	None	P,S,T,M,VP SC	20		\$15.00

Clubs Cancelled Previous Fiscal Year – Clubs Cancelled within last 12 months may be reinstated

Club Number	Club Name	Charter Date	Current Status*	Cancellation Date
129933	Sugar Grove Waubensee Community	01/25/2017	Cancelled(8*)	06/29/2024

Current Total Clubs Count	YTD New Clubs Count	YTD Cancelled Clubs Count	YTD Net Club Gain	Current Total Members Count	YTD Add	YTD Drop	YTD Net Growth	YTD Net Growth %	Member Count 12 Months Ago	Average Member Count Per Club	% of Clubs with less than 20 members	% No MMR in 3 Months	% No Officer Report in 12 Months	% of Clubs with balance 90+ days	Number of Clubs in Status Quo	% Status Quo Clubs in Financial Suspension	Number of Cancelled Clubs	Average Cancelled Club Age	Members Lost Due to Cancellation	% of Clubs Cancelled for Non-Financial Reasons
55	0	0	0	2,087	115	111	4	0.19%	2,051	38	27%	40%	11%	5%	0	0%	0	0	0	0%

* - P - Priority Club. Cancellation Reasons: 1-Objectives/conduct, 2-Non-active club, 5-Non-existing club, 6-Disbanding, 7-Merger, 8-Financial Suspension, 9-District/Multiple District Dues.

** - Abbreviation: P-President, S-Secretary, T-Treasurer, M-Member Chairperson, VP-First Vice President, MC-Communications Chairperson, SC-Service Chairperson

*** - Abbreviation: N/R - Never reported using the Lions Clubs website, N/A - Not applicable, No password registered for the Lions Clubs website.

**** - Abbreviation: N - New, IP - Immediate Past, R - Repeat.



Club Health Assessment for District 1 M through January 2025

			Status	Membership							Reports					Finance	LCIF	
Club Number	Club Name	Charter Date		Current Member Count	YTD Members Added	YTD Members Dropped	YTD Net Growth	YTD Net Growth%	Member Count 12 Months Ago	Avg. length of service for dropped members	Months Since Last MMR ***	Yrs. Since Last Officer Report	President Rotation	Vice President Reported ****	Months Since Last Activity Report ***	Account Balance	Donations for current Fiscal Year	
			Number of times on status quo within last two years	If below 15 members appears				If net loss is greater than 20% appears			If no report in 3 months appears in	When more than one year appears in	Number of repeat terms		Notes the officers that do not have an active	If no report at 12 months appears in red		
Clubs more than two years old																		
284	ALLERTON	03/26/1946	Active	8	0	0	0	0.00%	8		12		11	R	P,M,VP,SC	24+		
407	ALTAMONT	11/22/1938	Active	37	1	1	0	0.00%	35	23	1			N	M	0	\$570.00	
285	ARCOLA	01/13/1947	Active	12	0	1	-1	-7.69%	14	2	1			N	VP,SC	0		
35701	ARTHUR	06/07/1978	Active	32	0	3	-3	-8.57%	35	11	0			N	SC	0	\$15.00	
Exc Award (06/30/2018)																		
46622	ATHENS	11/03/1986	Active	29	1	1	0	0.00%	27	9	1		12	R	M,SC	24+		
288	BEMENT	04/04/1941	Active	25	1	0	1	4.17%	25		2			N	M,SC	10		
289	BISMARCK	01/19/1956	Active	24	0	5	-5	-17.24%	29	25	0		3	R	M,SC	2	\$1,000.00	
43834	BLUE MOUND	05/03/1984	Active	46	0	0	0	0.00%	46		3			N		24+		
290	CASEY	02/15/1939	Active	32	0	0	0	0.00%	32		8			N	SC	2	\$41.00	
Exc Award (06/30/2022)																		
291	CATLIN	04/29/1940	Active	22	0	1	-1	-4.35%	22	9	0		None		P,T,M,VP,SC	24+		
293	CHAMPAIGN	10/26/1927	Active	30	1	0	1	3.45%	31		5			R	M,SC	10	\$1,000.00	
Exc Award (06/30/2018)																		
417	COFFEEN	03/25/1968	Active(2)	10	0	0	0	0.00%	10		0		None		P,T,M,VP,SC	8		
295	DANVILLE	10/20/1959	Active	30	1	1	0	0.00%	33	25	0			N	M,SC	1	\$720.00	
Exc Award (06/30/2021, 06/30/2022)																		
303	GEORGETOWN	01/01/1940	Active	22	0	1	-1	-4.35%	28	17	4			N	P,SC	5	\$5.00	
Exc Award (06/30/2018, 06/30/2022, 06/30/20)																		
304	GIFFORD	10/04/1957	Active	58	7	2	5	9.43%	53	14	2			N	M,SC	24+		
426	HILLSBORO	04/12/1944	Active	24	0	0	0	0.00%	24		0		None		P,M,VP,SC	24+		
307	HOOPESTON	11/27/1941	Active	9	0	0	0	0.00%	9		0		11		M,VP,SC	24+		
308	HUME	05/19/1952	Active	24	0	0	0	0.00%	23		9		5	R	M	21	\$5.00	
Exc Award (06/30/2022)																		
313	MAHOMET	03/22/1971	Active	41	0	6	-6	-12.77%	48	19	3				VP,SC	17		
316	MARSHALL	07/10/1944	Active	11	0	0	0	0.00%	11		4			R	T,M,SC	19		



Club Health Assessment for District 1 M through January 2025

			Status	Membership							Reports					Finance		LCIF
Club Number	Club Name	Charter Date		Current Member Count	YTD Members Added	YTD Members Dropped	YTD Net Growth	YTD Net Growth%	Member Count 12 Months Ago	Avg. length of service for dropped members	Months Since Last MMR ***	Yrs. Since Last Officer Report	President Rotation	Vice President Reported ****	Months Since Last Activity Report ***	Account Balance	Donations for current Fiscal Year	
			Number of times on status quo within last two years	If below 15 members appears				If net loss is greater than 20% appears			If no report in 3 months appears in	When more than one year appears in	Number of repeat terms		Notes the officers that do not have an active	If no report at 12 months appears in red		
318	MATTOON	01/01/1946	Active	19	2	4	-2	-9.52%	21	23	1			N	M	1		\$20,020.00
Exc Award (06/30/2018)																		
319	MONTICELLO	04/27/1965	Active	16	0	0	0	0.00%	16		0		None		P,T,M,VP,SC	20		
321	MOUNT PULASKI	04/18/1957	Active	9	0	0	0	0.00%	9		0		16		P,M,VP,SC	24+		
322	MOUNT ZION	05/05/1959	Active	16	0	0	0	0.00%	16		10		6		S,M,VP,SC	24+		
438	NOKOMIS	03/19/1952	Active	16	1	1	0	0.00%	16	7	3		None		P,T,M,VP,SC	24+		
324	OAKLAND	06/29/1948	Active	28	6	0	6	27.27%	22		4		3	R	SC	0		\$2,200.00
Exc Award (06/30/2023, 06/30/2024)																		
326	OCONEE	06/18/1973	Active	17	0	0	0	0.00%	15		7		9	R	M,VP,SC	24+		
328	PALESTINE	12/18/1924	Active	9	0	0	0	0.00%	14		0		None		P,M,VP,SC	16		
329	PANA	05/05/1944	Active	42	0	0	0	0.00%	46		0		None		P,T,M,VP,SC	24+		
330	PARIS	11/27/1962	Active	32	2	2	0	0.00%	37	0	3			N		0		\$55.00
Exc Award (06/30/2018, 06/30/2021, 06/30/2024)																		
331	PAWNEE	06/09/1960	Active	15	2	0	2	15.38%	14		1		4		M,VP,SC	24+		
446	RAMSEY	03/14/1944	Active	25	6	1	5	25.00%	20	8	2		None		P,T,M,VP,SC	0		
35020	RANKIN	02/13/1978	Active	19	0	0	0	0.00%	20		7		3		P,M,VP,SC	24+		
125164	Ridge Farm	06/17/2015	Active	9	0	0	0	0.00%	8		8		2	N	P	24+		
337	ROBINSON	10/19/1950	Active	21	3	0	3	16.67%	20		0			N	SC	8		\$84.00
338	ROCHESTER	07/20/1965	Active	40	5	3	2	5.26%	38	29	0			N	M,SC	1		
342	SHELBYVILLE	02/18/1965	Active	26	0	1	-1	-3.70%	25	6	5				M,VP,SC	0		
344	SIDNEY	03/23/1956	Active	11	1	1	0	0.00%	11	5	0		15		P,VP,SC	24+		
345	SPRINGFIELD	10/02/1919	Active	38	1	2	-1	-2.56%	38	10	1				M,VP,SC	0		
447	ST ELMO	06/07/1940	Active	18	0	1	-1	-5.26%	18	62	0		13		P,M,VP,SC	1		
347	STEWARDSOON	02/09/1956	Active	18	0	2	-2	-10.00%	20	22	2			N	SC	14		\$5.00
348	STRASBURG	02/21/1956	Active	34	0	0	0	0.00%	34		6			N	SC	7		
349	SULLIVAN	04/18/1941	Active	20	2	0	2	11.11%	16		0		2	R	VP	11		



Club Health Assessment for District 1 M through January 2025

Club Number	Club Name	Charter Date	Status	Membership							Reports					Finance	LCIF
				Current Member Count	YTD Members Added	YTD Members Dropped	YTD Net Growth	YTD Net Growth%	Member Count 12 Months Ago	Avg. length of service for dropped members	Months Since Last MMR ***	Yrs. Since Last Officer Report	President Rotation	Vice President Reported ****	Months Since Last Activity Report ***	Account Balance	Donations for current Fiscal Year
			Number of times on status quo within last two years	If below 15 members appears				If net loss is greater than 20% appears			If no report in 3 months appears	When more than one year appears in	Number of repeat terms	Notes the officers that do not have an active	If no report at 12 months appears in red		
452	VANDALIA	03/15/1928	Active	22	0	2	-2	-8.33%	23	23	3		2	M,VP,SC	0		
	Exc Award (06/30/2021, 06/30/2022)																
357	VILLA GROVE	10/24/1949	Active	19	0	0	0	0.00%	20		4		2	M,VP,SC	10		
358	WARRENSBURG LATHAM	01/09/1958	Active	41	14	4	10	32.26%	33	9	0		5	R	2		
361	WESTVILLE	07/15/1940	Active	18	2	4	-2	-10.00%	20	15	0			VP	0		
	Exc Award (06/30/2021)																
456	WITT	04/21/1960	Active	53	0	0	0	0.00%	60		0		2	P,T,VP,SC	24+		

Clubs Cancelled Previous Fiscal Year – Clubs Cancelled within last 12 months may be reinstated

Club Number	Club Name	Charter Date	Current Status*	Cancellation Date
343	SIDELL	06/13/1941	Cancelled(6*)	06/29/2024
30194	STONINGTON	02/10/1975	Cancelled(6*)	06/29/2024
355	TUSCOLA	02/08/1956	Cancelled(6*)	07/29/2023

Current Total Clubs Count	YTD New Clubs Count	YTD Cancelled Clubs Count	YTD Net Club Gain	Current Total Members Count	YTD Add	YTD Drop	YTD Net Growth	YTD Net Growth %	Member Count 12 Months Ago	Average Member Count Per Club	% of Clubs with less than 20 members	% No MMR in 3 Months	% No Officer Report in 12 Months	% of Clubs with balance 90+ days	Number of Clubs in Status Quo	% Status Quo Clubs in Financial Suspension	Number of Cancelled Clubs	Average Cancelled Club Age	Members Lost Due to Cancellation	% of Clubs Cancelled for Non-Financial Reasons
48	0	0	0	1,177	59	50	9	0.77%	1,193	25	42%	40%	0%	0%	0	0%	0	0	0	0%

* - P - Priority Club. Cancellation Reasons: 1-Objectives/conduct, 2-Non-active club, 5-Non-existing club, 6-Disbanding, 7-Merger, 8-Financial Suspension, 9-District/Multiple District Dues.

** - Abbreviation: P-President, S-Secretary, T-Treasurer, M-Member Chairperson, VP-First Vice President, MC-Communications Chairperson, SC-Service Chairperson

*** - Abbreviation: N/R - Never reported using the Lions Clubs website, N/A - Not applicable, No password registered for the Lions Clubs website.

**** - Abbreviation: N - New, IP - Immediate Past, R - Repeat.



Club Health Assessment for District 11 A1 through January 2025

Club Number	Club Name	Charter Date	Status	Membership							Reports					Finance	LCIF
				Current Member Count	YTD Members Added	YTD Members Dropped	YTD Net Growth	YTD Net Growth%	Member Count 12 Months Ago	Avg. length of service for dropped members	Months Since Last MMR ***	Yrs. Since Last Officer Report	President Rotation	Vice President Reported ****	Months Since Last Activity Report ***	Account Balance	Donations for current Fiscal Year
			Number of times on status quo within last two years	If below 15 members appears				If net loss is greater than 20% appears			If no report in 3 months appears	When more than one year appears in	Number of repeat terms	Notes the officers that do not have an active	If no report at 12 months red		
Clubs more than two years old																	
4422	BEDFORD TOWNSHIP L C	07/16/1969	Active	70	1	2	-1	-1.41%	63	4	2			N	SC	2	
	Exc Award (06/30/2024)																
41308	BROWNSTOWN	05/21/1982	Active	31	2	3	-1	-3.13%	39	9	2		2	N	M,VP,SC	10	\$430.00
4425	CANTON L C	06/17/1968	Active	18	0	0	0	0.00%	17		4				M,VP,SC	24+	
	Exc Award (06/30/2022)																
4427	DEARBORN HEIGHTS	03/03/1963	Active	6	0	1	-1	-14.29%	9	36	0		11	R	S,T,SC	24	\$6,220.00
4428	DETROIT	01/26/1920	Active(2)	3	3	0	3	100.00%	7		3		2		M,VP,SC	24+	
48761	DETROIT HISPANIC	06/28/1988	Active	17	0	0	0	0.00%	17		2			N	M	3	
30336	DETROIT MID-CITY	03/17/1975	Active	36	1	8	-7	-16.28%	43	14	0				VP,SC	1	\$30.00
109262	DETROIT MOTOWN N.E.W.	09/20/2010	Cancelled(8*)	0	0	2	-2	-100.00%	2	21	1	1	None		P,S,T,M,VP SC	N/R	90+ Days
36199	DETROIT NORTH CENTRAL	11/06/1978	Active	6	0	0	0	0.00%	6		3		15		M,VP,SC	10	
4435	DETROIT NORTHEAST	01/06/1938	Active	23	1	1	0	0.00%	25	0	4				M,VP,SC	24+	\$300.00
4437	DETROIT NORTHWEST	05/06/1926	Active(1)	22	0	0	0	0.00%	22		6				VP,SC	5	\$350.00
4440	DETROIT RENAISSANCE	09/06/1973	Active	35	8	19	-11	-23.91%	46	10	0			N	SC	3	\$550.00
	Exc Award (06/30/2021, 06/30/2022)																
150775	Detroit Wayne State Community Area	05/18/2022	Cancelled(8*)	0	0	4	-4	-100.00%	4	3	1		None		P,S,T,M,VP SC	N/R	90+ Days
59405	DETROIT WESTOWN-HARTFORD	04/23/1997	Active	43	4	3	1	2.38%	29	4	0			N	M,SC	0	\$980.00
	Exc Award (06/30/2022, 06/30/2024)																
46269	ECORSE-RIVER ROUGE	06/09/1986	Active	21	0	6	-6	-22.22%	28	6	0			IP	M,SC	17	
4445	GARDEN CITY	03/21/1956	Active	10	2	0	2	25.00%	9		1		3		M,VP,SC	24+	
129046	GREATER H.P. DETROIT DOWNTOWN	09/30/2016	Active	16	1	0	1	6.67%	13		0		3	R		9	90+ Days
	Exc Award (06/30/2024)																
104811	GREATER METRO DETROIT	02/24/2009	Active(3)	8	0	1	-1	-11.11%	9	10	1		6	R	S,M,SC	21	
4447	GROSSE POINTE	12/19/1928	Active	32	0	1	-1	-3.03%	31	8	5		2	R	T,SC	24+	



Club Health Assessment for District 11 A1 through January 2025

			Status	Membership							Reports					Finance		LCIF
Club Number	Club Name	Charter Date		Current Member Count	YTD Members Added	YTD Members Dropped	YTD Net Growth	YTD Net Growth%	Member Count 12 Months Ago	Avg. length of service for dropped members	Months Since Last MMR ***	Yrs. Since Last Officer Report	President Rotation	Vice President Reported ****	Months Since Last Activity Report ***	Account Balance	Donations for current Fiscal Year	
			Number of times on status quo within last two years	If below 15 members appears				If net loss is greater than 20% appears			If no report in 3 months appears in	When more than one year appears in	Number of repeat terms	Notes the officers that do not have an active	If no report at 12 months appears in red			
4450	HARPER WOODS GROSSE POINTE WOODS Exc Award (06/30/2022)	03/11/1948	Active	35	6	3	3	9.38%	23	26	1		2	N	SC	8		\$350.00
39397	LINCOLN PARK	02/27/1981	Active(1)	3	0	0	0	0.00%	3		7		8		P,M,VP,SC	24+		
4457	LIVONIA HIGH NOONERS	01/29/1953	Active	40	0	0	0	0.00%	42		7		3	R	SC	15		
4459	METRO AIRPORT L C	02/25/1972	Active	8	0	0	0	0.00%	8		4		17		M,VP,SC	24+		
151397	MICHIGAN CYBER	06/20/2022	Active	23	1	0	1	4.55%	27		1			N	SC	4		
57219	NORTHVILLE Exc Award (06/30/2017, 06/30/2023)	07/03/1995	Active	17	4	2	2	13.33%	20	3	0		7	R	SC	0		\$100.00
4462	PLYMOUTH Exc Award (06/30/2022)	11/12/1947	Active	52	2	2	0	0.00%	52	10	5		2	R	SC	5		
4464	ROCKWOOD AREA L C	05/07/1973	Active	14	0	0	0	0.00%	17		1		18	N	P,SC	13		
4465	SOUTHGATE	12/02/1957	Active	2	0	0	0	0.00%	2		18		4		T,M,VP,SC	24+		
4466	TAYLOR	10/17/1951	Active	7	1	0	1	16.67%	7		0		2	R	M,SC	2		
4467	TRENTON	09/27/1955	Active	6	0	1	-1	-14.29%	7	31	0		3		T,VP,SC	24+		
4468	WAYNE	09/23/1953	Active	12	0	0	0	0.00%	12		7		2	R	VP	8		
31533	WESTLAND	01/12/1976	Active	18	3	0	3	20.00%	16		5				M,VP,SC	13		
4471	WYANDOTTE	06/05/1942	Active(1)	12	0	2	-2	-14.29%	14	3	1		8		S,M,VP,SC	24+		

Clubs Cancelled Previous Fiscal Year – Clubs Cancelled within last 12 months may be reinstated

Club Number	Club Name	Charter Date	Current Status*	Cancellation Date
127160	BELLEVILLE LEADERSHIP 360	03/29/2016	Cancelled(6*)	04/29/2024
4426	DEARBORN	11/28/1945	Cancelled(8*)	06/29/2024
146195	Detroit Greater St John	05/19/2021	Cancelled(8*)	12/29/2023
130669	University of Michigan Campus Dearborn	04/25/2017	Cancelled(8*)	12/29/2023



Club Health Assessment for District 11 A1 through January 2025

Club Number			Club Name			Charter Date			Status					Membership					Reports					Finance		LCIF
									Current Member Count	YTD Members Added	YTD Members Dropped	YTD Net Growth	YTD Net Growth%	Member Count 12 Months Ago	Avg. length of service for dropped members	Months Since Last MMR ***	Yrs. Since Last Officer Report	President Rotation	Vice President Reported ****	Months Since Last Activity Report ***	Account Balance	Donations for current Fiscal Year				
									Number of times on status quo within last two years	If below 15 members appears			If net loss is greater than 20% appears			If no report in 3 months appears in			When more than one year appears in	Number of repeat terms	Notes the officers that do not have an active		If no report at 12 months appears in red			
Current Total Clubs Count	YTD New Clubs Count	YTD Cancelled Clubs Count	YTD Net Club Gain	Current Total Members Count	YTD Add	YTD Drop	YTD Net Growth	YTD Net Growth %	Member Count 12 Months Ago	Average Member Count Per Club	% of Clubs with less than 20 members	% No MMR in 3 Months	% No Officer Report in 12 Months	% of Clubs with balance 90+ days	Number of Clubs in Status Quo	% Status Quo Clubs in Financial Suspension	Number of Cancelled Clubs	Average Cancelled Club Age	Members Lost Due to Cancellation	% of Clubs Cancelled for Non-Financial Reasons						
31	0	2	-2	646	40	61	-21	-3.15%	669	21	58%	42%	0%	3%	0	0%	2	56	6	-150%						

* - P - Priority Club. Cancellation Reasons: 1-Objectives/conduct, 2-Non-active club, 5-Non-existing club, 6-Disbanding, 7-Merger, 8-Financial Suspension, 9-District/Multiple District Dues.

** - Abbreviation: P-President, S-Secretary, T-Treasurer, M-Member Chairperson, VP-First Vice President, MC-Communications Chairperson, SC-Service Chairperson

*** - Abbreviation: N/R - Never reported using the Lions Clubs website, N/A - Not applicable, No password registered for the Lions Clubs website.

**** - Abbreviation: N - New, IP - Immediate Past, R - Repeat.



Club Health Assessment for District 11 A2 through January 2025

Club Number	Club Name	Charter Date	Status	Membership							Reports					Finance	LCIF
				Current Member Count	YTD Members Added	YTD Members Dropped	YTD Net Growth	YTD Net Growth%	Member Count 12 Months Ago	Avg. length of service for dropped members	Months Since Last MMR ***	Yrs. Since Last Officer Report	President Rotation	Vice President Reported ****	Months Since Last Activity Report ***	Account Balance	Donations for current Fiscal Year
			Number of times on status quo within last two years	If below 15 members appears				If net loss is greater than 20% appears			If no report in 3 months appears	When more than one year appears in	Number of repeat terms	Notes the officers that do not have an active	If no report at 12 months appears in red		
Clubs more than two years old																	
4474	ARMADA	01/17/1941	Active	39	0	2	-2	-4.88%	41	27	0			P,T,M,VP,SC	18		\$100.00
4479	BEVERLY HILLS	03/03/1972	Active	31	1	1	0	0.00%	30	10	1		3	R	SC	1	\$100.00
Exc Award (06/30/2021, 06/30/2022, 06/30/2023)																	
4480	BIRMINGHAM	03/27/1928	Active	17	0	1	-1	-5.56%	19	49	4		6		M,VP,SC	24+	
4483	CENTER LINE	01/28/1953	Active(1)	25	4	3	1	4.17%	24	9	0		3		VP,SC	1	\$1,400.00
84652	CLARKSTON AREA	01/05/2005	Active	11	0	1	-1	-8.33%	12	20	1		10	R	M,SC	0	\$300.00
4485	CLAWSON	06/26/1944	Active(1)	37	2	0	2	5.71%	33		4			N	M,SC	1	
4488	EASTPOINTE	11/22/1948	Active	45	0	7	-7	-13.46%	54	23	0			N	P,M,SC	3	
4494	FRASER	04/30/1946	Active	35	0	2	-2	-5.41%	35	28	4			N	SC	0	\$100.00
4497	HAZEL PARK	12/12/1947	Active	35	0	0	0	0.00%	38		0		3	N	M,SC	3	\$25.00
Exc Award (06/30/2016, 06/30/2017)																	
4501	LAKE ORION	08/11/1938	Active	103	5	1	4	4.04%	101	0	3			N	P,SC	2	\$40.00
Exc Award (06/30/2018, 06/30/2019, 06/30/2020)																	
45068	MADISON HEIGHTS & AREA	06/28/1985	Active	9	0	2	-2	-18.18%	13	39	5		3		S,T,M,VP,SC	17	
4499	MILFORD HURON VALLEY	05/24/1948	Active	17	0	0	0	0.00%	19		1		3	R	M,SC	3	\$200.00
4509	MOUNT CLEMENS	03/19/1935	Active	35	0	2	-2	-5.41%	36	5	0			N	M,VP,SC	11	
Exc Award (06/30/2023)																	
36297	NEW BALTIMORE	12/21/1978	Active	126	19	3	16	14.55%	105	2	0		2	R		2	\$20.00
Exc Award (06/30/2018, 06/30/2020, 06/30/2021)																	
4513	ORTONVILLE	04/27/1966	Active	42	3	4	-1	-2.33%	44	14	3		4	R	SC	24	\$5,000.00
4516	PONTIAC	10/31/1923	Active(1)	29	2	6	-4	-12.12%	30	3	0		7		S,T,M,VP,SC	23	
Exc Award (06/30/2022)																	
4519	RICHMOND	04/23/1940	Active	43	1	3	-2	-4.44%	44	17	1			IP	P,SC	1	
Exc Award (06/30/2017)																	
4520	ROCHESTER	07/16/1944	Active	57	1	0	1	1.79%	56		0			N	VP,SC	24+	\$50.00
Exc Award (06/30/2018)																	



Club Health Assessment for District 11 A2 through January 2025

			Status	Membership							Reports					Finance		LCIF
Club Number	Club Name	Charter Date		Current Member Count	YTD Members Added	YTD Members Dropped	YTD Net Growth	YTD Net Growth%	Member Count 12 Months Ago	Avg. length of service for dropped members	Months Since Last MMR ***	Yrs. Since Last Officer Report	President Rotation	Vice President Reported ****	Months Since Last Activity Report ***	Account Balance	Donations for current Fiscal Year	
			Number of times on status quo within last two years	If below 15 members appears				If net loss is greater than 20% appears			If no report in 3 months appears in	When more than one year appears in	Number of repeat terms	Notes the officers that do not have an active	If no report at 12 months appears in red			
4476	ROCHESTER HILLS	11/15/1973	Active	22	0	0	0	0.00%	23		7		3	VP	2			
	Exc Award (06/30/2023)																	
4521	ROMEO	04/06/1942	Active	89	5	5	0	0.00%	92	14	0			N	3			
68468	ROSEVILLE	04/15/2003	Active	14	0	0	0	0.00%	14		11	1	None	P,S,T,M,VP SC	22			
4523	ROYAL OAK	10/26/1928	Active	26	2	5	-3	-10.34%	26	16	1			N	2		\$4,380.00	
	Exc Award (06/30/2018, 06/30/2023, 06/30/20																	
42163	SELFRRIDGE CHESTERFIELD	01/31/1983	Active	18	2	0	2	12.50%	10		3		2	R	3	90+ Days	\$105.00	
	Exc Award (06/30/2024)																	
4527	SHELBY TOWNSHIP	03/25/1958	Active	87	1	0	1	1.16%	85		2			N	2		\$2,010.00	
	Exc Award (06/30/2021)																	
4526	ST CLAIR SHORES	07/26/1944	Active	11	1	0	1	10.00%	6		3			IP	1		\$150.00	
4531	STERLING HEIGHTS	11/09/1970	Active	121	13	16	-3	-2.42%	120	12	0			N	0		\$1,300.00	
	Exc Award (06/30/2018, 06/30/2021, 06/30/20																	
104427	TROY COMMUNITY	01/16/2009	Active	15	0	1	-1	-6.25%	17	16	1		5	R	1			
	Exc Award (06/30/2018)																	
4533	UTICA	10/09/1946	Active	17	0	2	-2	-10.53%	19	5	3		None	P,T,M,VP,SC	24+		\$1,000.00	
4535	WARREN	10/11/1956	Active	17	0	0	0	0.00%	18		9		2	R	0		\$100.00	
4536	WASHINGTON	04/09/1957	Active	25	0	3	-3	-10.71%	32	18	1			N	9		\$800.00	
4539	WIXOM WALLED LAKE	09/10/1958	Active	23	2	0	2	9.52%	19		3		3	R	3			

Clubs Cancelled Previous Fiscal Year – Clubs Cancelled within last 12 months may be reinstated

Club Number	Club Name	Charter Date	Current Status*	Cancellation Date
4511	NOVI	05/25/1973	Cancelled(8*)	12/29/2023



Club Health Assessment for District 11 A2 through January 2025

INTERNATIONAL

Club Number	Club Name	Charter Date	Status		Membership								Reports					Finance		LCIF	
					Current Member Count	YTD Members Added	YTD Members Dropped	YTD Net Growth	YTD Net Growth%	Member Count 12 Months Ago	Avg. length of service for dropped members	Months Since Last MMR ***	Yrs. Since Last Officer Report	President Rotation	Vice President Reported ****	Months Since Last Activity Report ***	Account Balance	Donations for current Fiscal Year			
					Number of times on status quo within last two years			If below 15 members appears			If net loss is greater than 20% appears			If no report in 3 months appears in	When more than one year appears in	Number of repeat terms		Notes the officers that do not have an active	If no report at 12 months appears in red		
Current Total Clubs Count	YTD New Clubs Count	YTD Cancelled Clubs Count	YTD Net Club Gain	Current Total Members Count	YTD Add	YTD Drop	YTD Net Growth	YTD Net Growth %	Member Count 12 Months Ago	Average Member Count Per Club	% of Clubs with less than 20 members	% No MMR in 3 Months	% No Officer Report in 12 Months	% of Clubs with balance 90+ days	Number of Clubs in Status Quo	% Status Quo Clubs in Financial Suspension	Number of Cancelled Clubs	Average Cancelled Club Age	Members Lost Due to Cancellation	% of Clubs Cancelled for Non-Financial Reasons	
31	0	0	0	1,221	64	70	-6	-0.49%	1,215	39	32%	42%	3%	3%	0	0%	0	0	0	0%	

* - P - Priority Club. Cancellation Reasons: 1-Objectives/conduct, 2-Non-active club, 5-Non-existing club, 6-Disbanding, 7-Merger, 8-Financial Suspension, 9-District/Multiple District Dues.

** - Abbreviation: P-President, S-Secretary, T-Treasurer, M-Member Chairperson, VP-First Vice President, MC-Communications Chairperson, SC-Service Chairperson

*** - Abbreviation: N/R - Never reported using the Lions Clubs website, N/A - Not applicable, No password registered for the Lions Clubs website.

**** - Abbreviation: N - New, IP - Immediate Past, R - Repeat.



Club Health Assessment for District 11 B1 through January 2025

			Status	Membership							Reports					Finance	LCIF	
Club Number	Club Name	Charter Date		Current Member Count	YTD Members Added	YTD Members Dropped	YTD Net Growth	YTD Net Growth%	Member Count 12 Months Ago	Avg. length of service for dropped members	Months Since Last MMR ***	Yrs. Since Last Officer Report	President Rotation	Vice President Reported ****	Months Since Last Activity Report ***	Account Balance	Donations for current Fiscal Year	
			Number of times on status quo within last two years	If below 15 members appears				If net loss is greater than 20% appears			If no report in 3 months appears in	When more than one year appears in	Number of repeat terms		Notes the officers that do not have an active	If no report at 12 months appears in red		
Clubs more than two years old																		
34085	ADRIAN BREAKFAST	06/27/1977	Active	11	0	1	-1	-8.33%	12	17	1		8	R	P,M,SC	1		\$420.00
4418	ADRIAN EVENING	03/28/1950	Active(1)	9	0	0	0	0.00%	9		30		2		VP,SC	18		\$20.00
4421	ANN ARBOR EVENING	04/11/1961	Active	5	0	0	0	0.00%	5		7		15		M,VP,SC	18		\$20.00
4420	ANN ARBOR HOST	04/29/1929	Active	38	1	0	1	2.70%	37		5		2	R	M,SC	0		\$70.00
4543	BATTLE CREEK CEREAL CITY	06/04/1958	Active	38	1	4	-3	-7.32%	40	19	1			N		2		\$1,357.50
Exc Award (06/30/2022, 06/30/2024)																		
4542	BATTLE CREEK HOST	04/28/1924	Active	10	0	0	0	0.00%	10		10			N	P,T,M,SC	0		\$20.00
4545	BEDFORD AREA L C	04/06/1967	Active	20	2	1	1	5.26%	18	4	2		4	R	M,SC	0		\$20.00
45569	BLISSFIELD & AREA	12/16/1985	Active	16	0	0	0	0.00%	12		6		7		VP,SC	3		\$20.00
134040	Branch Area	03/15/2018	Active	9	0	2	-2	-18.18%	12	4	0		4	R	M,SC	24+		\$20.00
4550	CLARKLAKE	02/08/1965	Active	46	5	0	5	12.20%	47		3		4	R	M,SC	17		\$20.00
151051	Clear Lake Virtual	06/02/2022	Active	9	0	4	-4	-30.77%	14	2	3			N		0		\$20.00
107945	CLINTON	04/01/2010	Active	21	2	1	1	5.00%	24	15	2		2	R	M,SC	17		\$20.00
4551	CONCORD	11/22/1941	Active	10	0	0	0	0.00%	10		5		6	R	M,SC	9		\$20.00
36796	DEXTER	03/29/1979	Active	59	6	9	-3	-4.84%	63	4	0			N	SC	1		\$520.00
4558	GRASS LAKE	02/10/1953	Active	38	9	4	5	15.15%	31	1	0		3		VP,SC	10		\$20.00
Exc Award (06/30/2024)																		
4559	HANOVER HORTON AREA	10/12/1964	Active	11	3	2	1	10.00%	10	29	0				M,VP,SC	15		\$20.00
4562	HILLSDALE	11/15/1949	Active	10	0	0	0	0.00%	10		12				M,VP,SC	15		\$20.00
4564	HOMER	07/14/1942	Active	21	3	2	1	5.00%	22	19	1				M,VP,SC	10		\$60.00
39854	HURON VALLEY SUNRISE	05/14/1981	Active	6	0	1	-1	-14.29%	7	20	3	1	None		P,S,T,M,VP SC	11		\$20.00
4567	JACKSON CASCADES	11/01/1966	Active	21	2	2	0	0.00%	23	17	1			N	M,SC	0		\$1,120.00
141538	Jackson County Professional Virtual	06/15/2020	Active	7	0	0	0	0.00%	8		7			N		15		\$20.00
33303	JACKSON EYE OPENERS	02/09/1977	Active	28	0	0	0	0.00%	27		0			N	SC	7		\$450.00



Club Health Assessment for District 11 B1 through January 2025

			Status	Membership							Reports					Finance	LCIF
Club Number	Club Name	Charter Date		Current Member Count	YTD Members Added	YTD Members Dropped	YTD Net Growth	YTD Net Growth%	Member Count 12 Months Ago	Avg. length of service for dropped members	Months Since Last MMR ***	Yrs. Since Last Officer Report	President Rotation	Vice President Reported ****	Months Since Last Activity Report ***	Account Balance	Donations for current Fiscal Year
			Number of times on status quo within last two years	If below 15 members appears	If net loss is greater than 20% appears					If no report in 3 months appears in		When more than one year appears in	Number of repeat terms	Notes the officers that do not have an active	If no report at 12 months appears in red		
Exc Award (06/30/2024)																	
4566	JACKSON HOST	05/07/1921	Active	35	2	5	-3	-7.89%	40	9	1			N	M,SC	0	\$1,120.00
Exc Award (06/30/2023)																	
138768	Jackson Lions Diabetes Service	06/28/2019	Active	10	1	2	-1	-9.09%	9	7	1				M,VP,SC	3	\$40.00
4568	JONESVILLE	04/03/1935	Active(1)	12	0	0	0	0.00%	0		0		3		M,VP,SC	15	\$20.00
100514	MANCHESTER	11/09/2007	Active	12	0	0	0	0.00%	11		9		2	R		3	(\$480.00)
4574	MARSHALL	08/20/1953	Active	6	0	3	-3	-33.33%	14	31	3				M,VP,SC	15	\$20.00
4576	MICHIGAN CENTER	03/19/1957	Active	50	3	9	-6	-10.71%	59	14	1				P,S,M,VP,SC	15	\$20.00
141296	Michigan Center Lioness	06/03/2020	Active	35	0	2	-2	-5.41%	40	4	1			N	SC	7	\$20.00
4580	NAPOLEON	10/27/1953	Active	28	0	4	-4	-12.50%	33	23	1			N	SC	1	\$30.00
29088	NORTH ADAMS	04/03/1974	Active	16	3	0	3	23.08%	13		1		8	R	VP,SC	1	\$20.00
4582	NORTH JACKSON	04/03/1956	Active	18	0	0	0	0.00%	21		7		2		M,VP,SC	9	\$1,020.00
4584	PARMA SPRING ARBOR	08/28/1953	Active	7	0	0	0	0.00%	7		21	1	None		P,S,T,M,VP SC	15	\$20.00
29357	PENNFIELD	05/22/1974	Active	37	1	1	0	0.00%	39	32	1		2	R	SC	13	\$20.00
29089	PITTSFORD AREA	04/24/1974	Active	21	0	2	-2	-8.70%	24	17	0			N	SC	15	\$20.00
140691	Quest South East Jackson	02/03/2020	Active	24	2	0	2	9.09%	30		1			N	M,SC	5	\$40.00
30713	SALINE	05/16/1975	Active	21	1	2	-1	-4.55%	21	1	3			R	M,SC	15	\$1,270.00
4591	TEKONSHA	01/18/1944	Active	25	0	0	0	0.00%	25		7		4	N	T,M,SC	15	\$1,000.00
130041	University of Michigan	02/07/2017	Active	3	0	0	0	0.00%	4		7				S,M,VP,SC	16	\$20.00
4592	VANDERCOOK LAKE	10/08/1956	Active	52	5	3	2	4.00%	51	10	1			N	M,SC	9	\$20.00

Clubs Cancelled Previous Fiscal Year – Clubs Cancelled within last 12 months may be reinstated

Club Number	Club Name	Charter Date	Current Status*	Cancellation Date
99152	ALBION	04/20/2007	Cancelled(8*)	01/29/2024



Club Health Assessment for District 11 B1 through January 2025

						Membership										Reports				Finance		LCIF
Club Number	Club Name	Charter Date			Current Member Count	YTD Members Added	YTD Members Dropped	YTD Net Growth	YTD Net Growth%	Member Count 12 Months Ago	Avg. length of service for dropped members	Months Since Last MMR ***	Yrs. Since Last Officer Report	President Rotation	Vice President Reported ****	Months Since Last Activity Report ***	Account Balance	Donations for current Fiscal Year				
			Number of times on status quo within last two years		If below 15 members appears				If net loss is greater than 20% appears		If no report in 3 months appears in		When more than one year appears in		Number of repeat terms		Notes the officers that do not have an active		If no report at 12 months appears in red			
Current Total Clubs Count	YTD New Clubs Count	YTD Cancelled Clubs Count	YTD Net Club Gain	Current Total Members Count	YTD Add	YTD Drop	YTD Net Growth	YTD Net Growth %	Member Count 12 Months Ago	Average Member Count Per Club	% of Clubs with less than 20 members	% No MMR in 3 Months	% No Officer Report in 12 Months	% of Clubs with balance 90+ days	Number of Clubs in Status Quo	% Status Quo Clubs in Financial Suspension	Number of Cancelled Clubs	Average Cancelled Club Age	Members Lost Due to Cancellation	% of Clubs Cancelled for Non-Financial Reasons		
40	0	0	0	855	52	66	-14	-1.61%	892	21	50%	45%	5%	0%	0	0%	0	0	0	0%		

* - P - Priority Club. Cancellation Reasons: 1-Objectives/conduct, 2-Non-active club, 5-Non-existing club, 6-Disbanding, 7-Merger, 8-Financial Suspension, 9-District/Multiple District Dues.


** - Abbreviation: P-President, S-Secretary, T-Treasurer, M-Member Chairperson, VP-First Vice President, MC-Communications Chairperson, SC-Service Chairperson

*** - Abbreviation: N/R - Never reported using the Lions Clubs website, N/A - Not applicable, No password registered for the Lions Clubs website.

**** - Abbreviation: N - New, IP - Immediate Past, R - Repeat.




Club Health Assessment for District 11 B2 through January 2025

			Status	Membership							Reports					Finance		LCIF
Club Number	Club Name	Charter Date		Current Member Count	YTD Members Added	YTD Members Dropped	YTD Net Growth	YTD Net Growth%	Member Count 12 Months Ago	Avg. length of service for dropped members	Months Since Last MMR ***	Yrs. Since Last Officer Report	President Rotation	Vice President Reported ****	Months Since Last Activity Report ***	Account Balance	Donations for current Fiscal Year	
			Number of times on status quo within last two years	If below 15 members appears					If net loss is greater than 20% appears			If no report in 3 months appears in	When more than one year appears in	Number of repeat terms	Notes the officers that do not have an active	If no report at 12 months appears in red		
Clubs more than two years old																		
4599	BANGOR	04/30/1968	Active	18	4	0	4	28.57%	17		6			IP	M,SC	4		\$100.00
43992	BARODA	06/19/1984	Active	16	0	0	0	0.00%	16		7		6	R		1		\$100.00
4600	BENTON HARBOR FAIRPLAIN Exc Award (06/30/2024)	10/31/1934	Active	25	4	3	1	4.17%	21	13	0			N	SC	0	90+ Days	\$1,250.00
55792	BLOOMINGDALE-GOBLES KAL HAVEN TRAIL	06/06/1994	Active	15	0	1	-1	-6.25%	16	23	2			N	M,SC	1		\$200.00
4605	BUCHANAN GALIEN	12/13/1933	Active	28	2	4	-2	-6.67%	31	11	0		2	N	M,SC	2		\$600.00
4607	CENTREVILLE	07/20/1945	Active	32	2	1	1	3.23%	31	3	2			N	M	2		\$125.00
4609	COLOMA Exc Award (06/30/2019)	12/29/1952	Active	32	0	0	0	0.00%	32		10		2		M,VP,SC	2		\$200.00
4610	COLON	11/24/1937	Active	30	0	0	0	0.00%	30		6		3	R	SC	2		\$100.00
46000	COVERT COVERT TOWNSHIP	04/28/1986	Active	19	0	2	-2	-9.52%	21	4	3		3		T,M,VP,SC	2		
4613	DOWAGIAC	07/02/1952	Active	11	0	1	-1	-8.33%	13	36	2		16		P,M,VP,SC	2		\$100.00
4615	EDWARDSBURG	08/21/1946	Active	24	4	2	2	9.09%	22	25	3		None		P,T,VP,SC	2		\$200.00
4621	HARTFORD	09/06/1946	Active	12	0	0	0	0.00%	12		7		7	R	P,SC	2	90+ Days	\$10.00
65387	KALAMAZOO WESTSIDE	05/15/2002	Active	20	0	13	-13	-39.39%	33	10	0		None	N	P,M,SC	2		\$1,000.00
4626	LAKESHORE	12/14/1961	Active	34	9	2	7	25.93%	26	40	0		2		VP,SC	0		\$350.00
4627	LAWRENCE	04/12/1948	Active	12	0	0	0	0.00%	12		7		2		M,VP,SC	14		
4628	LAWTON	08/25/1953	Active	45	0	2	-2	-4.26%	47	10	0		2		M,VP,SC	2		
4629	MARCELLUS	02/02/1970	Active	11	0	0	0	0.00%	11		4		3	R	M,SC	1		
4631	MATTAWAN Exc Award (06/30/2018, 06/30/2021, 06/30/20)	10/30/1958	Active	34	1	0	1	3.03%	38		5			N		3		\$100.00
4632	NEW BUFFALO	03/06/1942	Active	18	0	1	-1	-5.26%	21	37	4			IP	P,M,VP,SC	14		
4633	NILES	08/19/1926	Active	5	0	0	0	0.00%	5		6		2		M,VP,SC	2		\$100.00
4636	PAW PAW	12/05/1968	Active	80	5	5	0	0.00%	82	14	0			N		0		\$1,860.00



Club Health Assessment for District 11 B2 through January 2025

			Status	Membership							Reports					Finance	LCIF
Club Number	Club Name	Charter Date		Current Member Count	YTD Members Added	YTD Members Dropped	YTD Net Growth	YTD Net Growth%	Member Count 12 Months Ago	Avg. length of service for dropped members	Months Since Last MMR ***	Yrs. Since Last Officer Report	President Rotation	Vice President Reported ****	Months Since Last Activity Report ***	Account Balance	Donations for current Fiscal Year
			Number of times on status quo within last two years	If below 15 members appears				If net loss is greater than 20% appears			If no report in 3 months appears in	When more than one year appears in	Number of repeat terms	Notes the officers that do not have an active	If no report at 12 months appears in red		
Exc Award (06/30/2018, 06/30/2024)																	
4638	PORTAGE	01/23/1961	Active	14	3	7	-4	-22.22%	17	19	2			N	0		\$800.00
Exc Award (06/30/2018, 06/30/2019, 06/30/2020)																	
4640	RICHLAND GULL LAKE AREA	03/03/1954	Active	16	1	0	1	6.67%	15		6		2	N	T,M,SC	0	
Exc Award (06/30/2018)																	
44711	SCHOOLCRAFT	03/25/1985	Active	9	0	1	-1	-10.00%	10	1	6				M,VP,SC	2	\$50.00
4645	SISTER LAKES	03/30/1966	Active	33	1	0	1	3.13%	33		4		3		M,VP,SC	2	\$100.00
58272	SOUTH HAVEN BLACK RIVER	05/16/1996	Active	17	8	4	4	30.77%	11	18	1			N	M	0	\$150.00
Exc Award (06/30/2019, 06/30/2023)																	
4641	ST JOSEPH	06/15/1928	Active	78	5	1	4	5.41%	77	3	1			R	SC	0	\$1,435.00
Exc Award (06/30/2023)																	
78951	STURGIS	04/26/2004	Active	27	0	0	0	0.00%	27		6		4		M,VP,SC	14	\$50.00
4650	THREE RIVERS	12/06/1948	Active	28	4	9	-5	-15.15%	32	32	0			N	T,M,SC	5	\$225.00
Exc Award (06/30/2018, 06/30/2024)																	
4653	VICKSBURG	04/17/1953	Active	36	0	0	0	0.00%	36		6		2		S,T,M,VP,SC	2	\$1,250.00
4654	WATERVLIT	08/05/1953	Active	17	0	1	-1	-5.56%	20	2	2		4	N	M	2	\$1,000.00

Clubs Cancelled Previous Fiscal Year – Clubs Cancelled within last 12 months may be reinstated

Club Number	Club Name	Charter Date	Current Status*	Cancellation Date
4611	COMSTOCK	06/11/1970	Cancelled(6*)	07/29/2023
4656	WHITE PIGEON	05/29/1945	Cancelled(6*)	08/29/2023

Current Total Clubs Count	YTD New Clubs Count	YTD Cancelled Clubs Count	YTD Net Club Gain	Current Total Members Count	YTD Add	YTD Drop	YTD Net Growth	YTD Net Growth %	Member Count 12 Months Ago	Average Member Count Per Club	% of Clubs with less than 20 members	% No MMR in 3 Months	% No Officer Report in 12 Months	% of Clubs with balance 90+ days	Number of Clubs in Status Quo	% Status Quo Clubs in Financial Suspension	Number of Cancelled Clubs	Average Cancelled Club Age	Members Lost Due to Cancellation	% of Clubs Cancelled for Non-Financial Reasons
31	0	0	0	796	53	60	-7	-0.87%	815	26	48%	55%	0%	6%	0	0%	0	0	0	0%



Club Health Assessment for District 11 B2 through January 2025

			Status	Membership							Reports					Finance	LCIF
Club Number	Club Name	Charter Date		Current Member Count	YTD Members Added	YTD Members Dropped	YTD Net Growth	YTD Net Growth%	Member Count 12 Months Ago	Avg. length of service for dropped members	Months Since Last MMR ***	Yrs. Since Last Officer Report	President Rotation	Vice President Reported ****	Months Since Last Activity Report ***	Account Balance	Donations for current Fiscal Year
			Number of times on status quo within last two years	If below 15 members appears				If net loss is greater than 20% appears			If no report in 3 months appears in	When more than one year appears in	Number of repeat terms	Notes the officers that do not have an active	If no report at 12 months appears in red		

* - P - Priority Club. Cancellation Reasons: 1-Objectives/conduct, 2-Non-active club, 5-Non-existing club, 6-Disbanding, 7-Merger, 8-Financial Suspension, 9-District/Multiple District Dues.
** - Abbreviation: P-President, S-Secretary, T-Treasurer, M-Member Chairperson, VP-First Vice President, MC-Communications Chairperson, SC-Service Chairperson
*** - Abbreviation: N/R - Never reported using the Lions Clubs website, N/A - Not applicable, No password registered for the Lions Clubs website.
**** - Abbreviation: N - New, IP - Immediate Past, R - Repeat.



Club Health Assessment for District 11 C1 through January 2025

			Status	Membership							Reports					Finance		LCIF
Club Number	Club Name	Charter Date		Current Member Count	YTD Members Added	YTD Members Dropped	YTD Net Growth	YTD Net Growth%	Member Count 12 Months Ago	Avg. length of service for dropped members	Months Since Last MMR ***	Yrs. Since Last Officer Report	President Rotation	Vice President Reported ****	Months Since Last Activity Report ***	Account Balance	Donations for current Fiscal Year	
			Number of times on status quo within last two years	If below 15 members appears				If net loss is greater than 20% appears			If no report in 3 months appears in	When more than one year appears in	Number of repeat terms	Notes the officers that do not have an active	If no report at 12 months appears in red			
Clubs more than two years old																		
4598	ALLEGAN	11/21/1945	Active	19	0	0	0	0.00%	19		7		2	R	SC	6	\$1,000.00	
4657	ALLENDALE	10/24/1963	Active	10	0	2	-2	-16.67%	12	21	4		10	R	M,SC	5		
31329	ALTO	11/13/1975	Active	22	1	0	1	4.76%	21		0				M,VP,SC	1	\$550.00	
4665	CEDAR SPRINGS	03/16/1959	Active	3	0	0	0	0.00%	3		14	2	None		P,S,T,M,VP SC	3		
4668	COOPERSVILLE	02/21/1955	Active	1	0	0	0	0.00%	1		5		5		M,VP,SC	2		
31327	DORR TOWNSHIP	11/21/1975	Active	18	0	0	0	0.00%	18		3				VP,SC	1		
4675	FRUITPORT	10/05/1948	Active	79	3	5	-2	-2.47%	83	13	1			N	P,SC	1	\$2,050.00	
4677	GRAND RAPIDS	11/14/1919	Active	76	1	1	0	0.00%	78	19	0			N	SC	0	\$1,100.00	
4620	HAMILTON	04/21/1960	Active	13	0	3	-3	-18.75%	15	16	0		None		P,M,VP,SC	2		
4561	HASTINGS	01/31/1950	Active	8	0	0	0	0.00%	8		9		11		M,VP,SC	2		
4622	HOPKINS	02/08/1949	Active	16	0	0	0	0.00%	16		5		12		M,VP,SC	3		
4597	LAKEWOOD AREA	09/30/1947	Active	48	2	0	2	4.35%	45		2				M,VP,SC	3		
41310	LYONS MUIR LC	05/24/1982	Active	17	2	0	2	13.33%	13		3			N	SC	0	\$150.00	
Exc Award (06/30/2018)																		
4695	MARNE	06/03/1963	Active	24	1	1	0	0.00%	24	12	0			N	SC	1		
4630	MARTIN	10/26/1953	Active	8	0	1	-1	-11.11%	9	4	5		3		M,VP,SC	1	\$375.00	
4577	MIDDLEVILLE	03/21/1955	Active	13	0	0	0	0.00%	14		8		5		S,M,VP,SC	1		
4699	MUSKEGON HOST	12/09/1919	Active	12	0	0	0	0.00%	11		5		14		M,VP,SC	3		
36554	MUSKEGON NORTH SIDE	02/26/1979	Active	84	7	4	3	3.70%	81	2	0		2	R	SC	0	\$700.00	
Exc Award (06/30/2022)																		
4581	NASHVILLE	09/29/1942	Active	11	0	0	0	0.00%	11		26		4		T,M,VP,SC	1		
4702	RAVENNA	06/29/1954	Active	58	3	3	0	0.00%	60	39	1			N	P,M,SC	0	\$200.00	
4704	ROCKFORD	03/12/1954	Active	85	3	18	-15	-15.00%	82	6	0		2	R	SC	1	\$2,000.00	
Exc Award (06/30/2022)																		
29834	SARANAC	10/14/1974	Active	23	0	0	0	0.00%	20		0			N	M,SC	1		



Club Health Assessment for District 11 C1 through January 2025

Club Number	Club Name	Charter Date	Status	Membership							Reports					Finance	LCIF
				Current Member Count	YTD Members Added	YTD Members Dropped	YTD Net Growth	YTD Net Growth%	Member Count 12 Months Ago	Avg. length of service for dropped members	Months Since Last MMR ***	Yrs. Since Last Officer Report	President Rotation	Vice President Reported ****	Months Since Last Activity Report ***	Account Balance	Donations for current Fiscal Year
			Number of times on status quo within last two years	If below 15 members appears				If net loss is greater than 20% appears			If no report in 3 months appears	When more than one year appears in	Number of repeat terms	Notes the officers that do not have an active	If no report at 12 months appears in red		
4711	SPARTA	04/07/1954	Active	26	6	6	0	0.00%	26	5	1			M,VP,SC	0		
4714	THORNAPPLE VALLEY	02/02/1954	Active	15	2	1	1	7.14%	14	2	2		6	M,VP,SC	5		
4718	WYOMING	03/15/1962	Active	21	0	1	-1	-4.55%	22	1	2			N M	1		\$700.00

Clubs Cancelled Previous Fiscal Year – Clubs Cancelled within last 12 months may be reinstated

Club Number	Club Name	Charter Date	Current Status*	Cancellation Date
4553	DELTON	10/07/1954	Cancelled(6*)	11/29/2023
4679	GRANDVILLE JENISON L C	02/26/1973	Cancelled(6*)	11/29/2023

Current Total Clubs Count	YTD New Clubs Count	YTD Cancelled Clubs Count	YTD Net Club Gain	Current Total Members Count	YTD Add	YTD Drop	YTD Net Growth	YTD Net Growth %	Member Count 12 Months Ago	Average Member Count Per Club	% of Clubs with less than 20 members	% No MMR in 3 Months	% No Officer Report in 12 Months	% of Clubs with balance 90+ days	Number of Clubs in Status Quo	% Status Quo Clubs in Financial Suspension	Number of Cancelled Clubs	Average Cancelled Club Age	Members Lost Due to Cancellation	% of Clubs Cancelled for Non-Financial Reasons
25	0	0	0	710	31	46	-15	-2.07%	706	28	56%	48%	4%	0%	0	0%	0	0	0	0%

* - P - Priority Club. Cancellation Reasons: 1-Objectives/conduct, 2-Non-active club, 5-Non-existing club, 6-Disbanding, 7-Merger, 8-Financial Suspension, 9-District/Multiple District Dues.

** - Abbreviation: P-President, S-Secretary, T-Treasurer, M-Member Chairperson, VP-First Vice President, MC-Communications Chairperson, SC-Service Chairperson

*** - Abbreviation: N/R - Never reported using the Lions Clubs website, N/A - Not applicable, No password registered for the Lions Clubs website.

**** - Abbreviation: N - New, IP - Immediate Past, R - Repeat.




Club Health Assessment for District 11 C2 through January 2025

			Status	Membership							Reports					Finance		LCIF
Club Number	Club Name	Charter Date		Current Member Count	YTD Members Added	YTD Members Dropped	YTD Net Growth	YTD Net Growth%	Member Count 12 Months Ago	Avg. length of service for dropped members	Months Since Last MMR ***	Yrs. Since Last Officer Report	President Rotation	Vice President Reported ****	Months Since Last Activity Report ***	Account Balance	Donations for current Fiscal Year	
			Number of times on status quo within last two years	If below 15 members appears				If net loss is greater than 20% appears			If no report in 3 months appears in	When more than one year appears in	Number of repeat terms	Notes the officers that do not have an active	If no report at 12 months appears in red			
Clubs more than two years old																		
4659	ASHLEY	12/07/1953	Active	21	0	1	-1	-4.55%	22	6	3			N	SC	1	\$50.00	
Exc Award (06/30/2017, 06/30/2018, 06/30/20)																		
145516	Bancroft Lioness	04/22/2021	Active	29	0	1	-1	-3.33%	30	14	1		2		M,VP,SC	1	\$515.00	
Exc Award (06/30/2023, 06/30/2024)																		
4660	BATH TOWNSHIP L C	03/11/1971	Active	14	0	0	0	0.00%	14		5		3		M,VP,SC	0	\$1,000.00	
Exc Award (06/30/2024)																		
4546	BELLEVUE	06/18/1940	Active	8	0	0	0	0.00%	10		4		6	N	M,SC	14	\$100.00	
4547	BRETTON WOODS	02/23/1954	Active	26	3	0	3	13.04%	21		2			N		1	\$20.00	
Exc Award (06/30/2023, 06/30/2024)																		
4424	BRIGHTON	04/22/1959	Active(1)	21	1	5	-4	-16.00%	25	20	0		7	R		8		
Exc Award (06/30/2018)																		
4549	CHARLOTTE	11/05/1941	Active	17	1	0	1	6.25%	16		2		None		P,S,M,VP,SC	0	\$720.00	
Exc Award (06/30/2023)																		
40597	DE WITT BREAKFAST	12/14/1981	Active	46	2	3	-1	-2.13%	49	20	3			N	SC	1		
Exc Award (06/30/2020, 06/30/2022)																		
145512	Delta DeWitt Ledges	04/01/2021	Active	7	0	1	-1	-12.50%	8	4	1		None	N	P,T,SC	7		
4554	DIMONDALE	12/13/1962	Active	8	0	0	0	0.00%	10		7		8		M,VP,SC	24+		
4742	DURAND	07/01/1969	Active	33	0	1	-1	-2.94%	35	17	4		9	R		0	\$925.00	
Exc Award (06/30/2018, 06/30/2019, 06/30/20)																		
4556	EATON RAPIDS	05/09/1944	Active(1)	9	2	0	2	28.57%	8		6		3		M,VP	6		
4673	ELSIE	10/03/1940	Active	31	0	2	-2	-6.06%	33	3	4			R	SC	3		
4557	GRAND LEDGE	04/11/1944	Active	59	1	0	1	1.72%	61		0			N		0	\$1,050.00	
Exc Award (06/30/2021, 06/30/2022, 06/30/20)																		
105395	HARTLAND	05/04/2009	Active	18	0	3	-3	-14.29%	18	12	2		4	R		0	\$800.00	
Exc Award (06/30/2017, 06/30/2018, 06/30/20)																		
4563	HOLT	01/30/1968	Active	39	3	4	-1	-2.50%	45	6	0			N	M,SC	6	\$20.00	
Exc Award (06/30/2019, 06/30/2022)																		



Club Health Assessment for District 11 C2 through January 2025

			Status	Membership							Reports					Finance		LCIF
Club Number	Club Name	Charter Date		Current Member Count	YTD Members Added	YTD Members Dropped	YTD Net Growth	YTD Net Growth%	Member Count 12 Months Ago	Avg. length of service for dropped members	Months Since Last MMR ***	Yrs. Since Last Officer Report	President Rotation	Vice President Reported ****	Months Since Last Activity Report ***	Account Balance	Donations for current Fiscal Year	
			Number of times on status quo within last two years	If below 15 members appears				If net loss is greater than 20% appears			If no report in 3 months appears in	When more than one year appears in	Number of repeat terms	Notes the officers that do not have an active	If no report at 12 months appears in red			
4687	ITHACA	02/20/1951	Active	4	0	2	-2	-33.33%	12	23	1		6	M,VP,SC	2			
4762	LAINGSBURG LIONS CLUB	04/30/1948	Active	38	1	1	0	0.00%	41	3	1			VP,SC	2			
Exc Award (06/30/2018, 06/30/2019)																		
145596	Lansing Capital Lioness	03/24/2021	Active	12	0	0	0	0.00%	12		8		2	N SC	4		\$200.00	
4694	MAPLE VALLEY L C	10/13/1969	Active	10	0	0	0	0.00%	10		3		8	VP,SC	2			
4575	MASON	06/13/1944	Active	25	0	0	0	0.00%	24		3			N SC	5		\$1,500.00	
Exc Award (06/30/2018)																		
125925	MSU Campus	10/07/2015	Active	9	2	2	0	0.00%	10	2	2			N S,SC	3			
4583	OLIVET	05/29/1944	Active	27	0	2	-2	-6.90%	29	35	3		2	R M,SC	9			
4701	OVID	06/23/1954	Active	29	0	0	0	0.00%	28		0			R	5			
137016	Owosso	03/20/2019	Active	18	5	0	5	38.46%	12		5		3	R VP,SC	5			
Exc Award (06/30/2023)																		
4705	ST JOHNS	10/13/1948	Active	25	5	0	5	25.00%	20		3		4	R SC	1		\$130.00	
4706	ST LOUIS ALMA	04/08/1940	Active	7	0	0	0	0.00%	7		10		6	R M,SC	2			
4588	STOCKBRIDGE	12/18/1951	Active	44	0	4	-4	-8.33%	53	14	2			M,VP,SC	10			
4593	VERMONTVILLE	05/08/1942	Active	8	0	1	-1	-11.11%	11	12	2		None	P,T,M,VP,SC	3			
40999	WACOUSTA	03/15/1982	Active	10	0	0	0	0.00%	10		16	1	None	P,S,T,M,VP SC	3			
4596	WEBBERVILLE	04/29/1954	Active(1)	17	1	0	1	6.25%	16		3		2	R M,SC	4			

Clubs Cancelled Previous Fiscal Year – Clubs Cancelled within last 12 months may be reinstated

Club Number	Club Name	Charter Date	Current Status*	Cancellation Date
4555	EAST LANSING MERIDIAN	02/18/1954	Cancelled(6*)	01/29/2024
106879	GREATER PERRY	11/11/2009	Cancelled(6*)	07/29/2023
65072	LANSING ST STEPHEN'S COMMUNITY	03/06/2002	Cancelled(8*)	12/29/2023



Club Health Assessment for District 11 C2 through January 2025

				Status				Membership						Reports				Finance		LCIF	
Club Number	Club Name	Charter Date						Current Member Count	YTD Members Added	YTD Members Dropped	YTD Net Growth	YTD Net Growth%	Member Count 12 Months Ago	Avg. length of service for dropped members	Months Since Last MMR ***	Yrs. Since Last Officer Report	President Rotation	Vice President Reported ****	Months Since Last Activity Report ***	Account Balance	Donations for current Fiscal Year
								Number of times on status quo within last two years		If below 15 members appears		If net loss is greater than 20% appears			If no report in 3 months appears in	When more than one year appears in	Number of repeat terms	Notes the officers that do not have an active	If no report at 12 months appears in red		
Current Total Clubs Count	YTD New Clubs Count	YTD Cancelled Clubs Count	YTD Net Club Gain	Current Total Members Count	YTD Add	YTD Drop	YTD Net Growth	YTD Net Growth %	Member Count 12 Months Ago	Average Member Count Per Club	% of Clubs with less than 20 members	% No MMR in 3 Months	% No Officer Report in 12 Months	% of Clubs with balance 90+ days	Number of Clubs in Status Quo	% Status Quo Clubs in Financial Suspension	Number of Cancelled Clubs	Average Cancelled Club Age	Members Lost Due to Cancellation	% of Clubs Cancelled for Non-Financial Reasons	
31	0	0	0	669	27	33	-6	-0.89%	700	22	52%	55%	3%	0%	0	0%	0	0	0	0%	

* - P - Priority Club. Cancellation Reasons: 1-Objectives/conduct, 2-Non-active club, 5-Non-existing club, 6-Disbanding, 7-Merger, 8-Financial Suspension, 9-District/Multiple District Dues.

** - Abbreviation: P-President, S-Secretary, T-Treasurer, M-Member Chairperson, VP-First Vice President, MC-Communications Chairperson, SC-Service Chairperson

*** - Abbreviation: N/R - Never reported using the Lions Clubs website, N/A - Not applicable, No password registered for the Lions Clubs website.

**** - Abbreviation: N - New, IP - Immediate Past, R - Repeat.




Club Health Assessment for District 11 D1 through January 2025

			Status	Membership							Reports					Finance	LCIF
Club Number	Club Name	Charter Date		Current Member Count	YTD Members Added	YTD Members Dropped	YTD Net Growth	YTD Net Growth%	Member Count 12 Months Ago	Avg. length of service for dropped members	Months Since Last MMR ***	Yrs. Since Last Officer Report	President Rotation	Vice President Reported ****	Months Since Last Activity Report ***	Account Balance	Donations for current Fiscal Year
			Number of times on status quo within last two years	If below 15 members appears				If net loss is greater than 20% appears			If no report in 3 months appears in	When more than one year appears in	Number of repeat terms	Notes the officers that do not have an active	If no report at 12 months appears in red		
Clubs more than two years old																	
108690	AUBURN WILLIAMS	06/17/2010	Active	34	1	0	1	3.03%	37		2			N	0		\$4,726.48
Exc Award (06/30/2018, 06/30/2020)																	
4723	BAY CITY	12/08/1921	Active	167	4	22	-18	-9.73%	182	11	0			N	M	0	\$120.00
Exc Award (06/30/2018, 06/30/2020)																	
4727	BUENA VISTA TOWNSHIP L C	12/13/1966	Active	18	1	1	0	0.00%	18	47	1		8		T,M,VP,SC	24+	\$100.00
4729	CARO	03/16/1943	Active	25	0	3	-3	-10.71%	26	21	0			N	M	0	\$560.00
4730	CARROLLTON	05/02/1967	Active	21	1	2	-1	-4.55%	22	12	2		2	N	M,SC	24+	
4732	CASS CITY	02/15/1954	Active	25	0	1	-1	-3.85%	27	1	6			N	SC	1	
4733	CHESANING	10/16/1967	Active	15	0	1	-1	-6.25%	17	34	1		6	R	P,SC	7	\$1,000.00
4735	CLIO	01/10/1963	Active	10	0	1	-1	-9.09%	10	36	0		4	R	M,SC	24+	\$50.00
4740	DAVISON	10/18/1961	Active	3	0	0	0	0.00%	3		5		3		P,T,M,VP,SC	24+	
4746	FAIRGROVE	10/23/1956	Active	10	0	0	0	0.00%	10		23	1	None		P,S,T,M,VP SC	24+	
4747	FENTON	04/22/1964	Active	22	0	10	-10	-31.25%	29	16	0			R	M,SC	10	\$500.00
4788	FLINT EAST FLINT	06/02/1955	Active	12	0	0	0	0.00%	12		0		10	R	M,SC	13	
4750	FLUSHING	01/20/1942	Active	34	3	1	2	6.25%	30	8	0			N	SC	16	\$1,630.00
4751	FRANKENMUTH	10/31/1953	Active	70	9	5	4	6.06%	66	24	0			N	M,VP,SC	0	
Exc Award (06/30/2023)																	
4752	FREELAND	12/09/1948	Active	71	7	4	3	4.41%	68	10	0			N	SC	1	\$400.00
32197	GAINES AREA L C	05/12/1976	Active	19	1	3	-2	-9.52%	22	16	3			N	SC	0	\$15.00
Exc Award (06/30/2023)																	
4753	GENESEE	01/27/1956	Active	14	0	0	0	0.00%	15		3				P,T,M,VP,SC	24+	
4754	GOODRICH	12/06/1962	Active	17	1	0	1	6.25%	15		5			IP		24+	
126324	Grand Blanc	12/08/2015	Active	14	0	0	0	0.00%	16		7		6		M,VP,SC	11	\$75.00
4758	HEMLOCK	03/09/1949	Active	21	1	2	-1	-4.55%	22	14	5		3	R	S,M,VP,SC	24+	
45570	KINGSTON	12/16/1985	Active	17	0	1	-1	-5.56%	17	23	3		2		M,VP,SC	0	



Club Health Assessment for District 11 D1 through January 2025

			Status	Membership							Reports					Finance	LCIF	
Club Number	Club Name	Charter Date		Current Member Count	YTD Members Added	YTD Members Dropped	YTD Net Growth	YTD Net Growth%	Member Count 12 Months Ago	Avg. length of service for dropped members	Months Since Last MMR ***	Yrs. Since Last Officer Report	President Rotation	Vice President Reported ****	Months Since Last Activity Report ***	Account Balance	Donations for current Fiscal Year	
			Number of times on status quo within last two years	If below 15 members appears				If net loss is greater than 20% appears			If no report in 3 months appears in	When more than one year appears in	Number of repeat terms	Notes the officers that do not have an active	If no report at 12 months appears in red			
4764	LENNON	12/05/1972	Active	28	0	0	0	0.00%	27		7		7	N	T,SC	7		\$1,500.00
4766	LINDEN	03/16/1972	Active	11	0	5	-5	-31.25%	16	18	1			N	SC	1		\$650.00
34740	MAYVILLE	12/01/1977	Active	23	0	3	-3	-11.54%	27	10	0			N	SC	1		\$100.00
38026	MERRILL	02/25/1980	Active	25	2	4	-2	-7.41%	30	14	0				M,VP,SC	11		\$100.00
4771	MILLINGTON	01/12/1965	Active	31	0	1	-1	-3.13%	34	24	6		None	N	P,M,SC	9		\$100.00
4773	MONTROSE	12/11/1946	Active	16	0	0	0	0.00%	16		2		4		VP	2		\$430.00
4777	OTISVILLE	06/07/1949	Active	23	0	2	-2	-8.00%	26	30	1		3	R	SC	24+		\$25.00
58851	SAGINAW	11/15/1996	Active	18	0	4	-4	-18.18%	25	32	0			IP	P,M,SC	24+		\$50.00
4797	SHIELDS	01/29/1964	Active	23	0	5	-5	-17.86%	28	9	1		13		VP	2		\$500.00
4793	ST CHARLES	09/30/1942	Active	20	0	0	0	0.00%	20		18	1	None		P,S,T,M,VP SC	24+		
4799	SWARTZ CREEK	12/17/1969	Active	9	0	0	0	0.00%	9		6	1	None		P,S,T,M,VP SC	24+		
67166	VASSAR	01/31/2003	Active	9	0	0	0	0.00%	10		5		None		P,S,T,M,VP SC	24+		
4803	ZILWAUKEE	03/06/1956	Active	17	7	2	5	41.67%	12	2	0		None		P,T,M,VP,SC	0		

Clubs Cancelled Previous Fiscal Year – Clubs Cancelled within last 12 months may be reinstated

Club Number	Club Name	Charter Date	Current Status*	Cancellation Date
4745	ESSEXVILLE HAMPTON	11/03/1959	Cancelled(6*)	02/29/2024
4748	FLINT DOWNTOWN HOST	02/25/1920	Cancelled(8*)	12/29/2023
140095	Great Lakes Bay Area Sports	10/25/2019	Cancelled(8*)	11/29/2023

Current Total Clubs Count	YTD New Clubs Count	YTD Cancelled Clubs Count	YTD Net Club Gain	Current Total Members Count	YTD Add	YTD Drop	YTD Net Growth	YTD Net Growth %	Member Count 12 Months Ago	Average Member Count Per Club	% of Clubs with less than 20 members	% No MMR in 3 Months	% No Officer Report in 12 Months	% of Clubs with balance 90+ days	Number of Clubs in Status Quo	% Status Quo Clubs in Financial Suspension	Number of Cancelled Clubs	Average Cancelled Club Age	Members Lost Due to Cancellation	% of Clubs Cancelled for Non-Financial Reasons
34	0	0	0	892	38	83	-45	-4.80%	944	26	50%	41%	9%	0%	0	0%	0	0	0	0%



Club Health Assessment for District 11 D1 through January 2025

			Status	Membership							Reports					Finance	LCIF
Club Number	Club Name	Charter Date		Current Member Count	YTD Members Added	YTD Members Dropped	YTD Net Growth	YTD Net Growth%	Member Count 12 Months Ago	Avg. length of service for dropped members	Months Since Last MMR ***	Yrs. Since Last Officer Report	President Rotation	Vice President Reported ****	Months Since Last Activity Report ***	Account Balance	Donations for current Fiscal Year
			Number of times on status quo within last two years	If below 15 members appears				If net loss is greater than 20% appears			If no report in 3 months appears in	When more than one year appears in	Number of repeat terms	Notes the officers that do not have an active	If no report at 12 months appears in red		

* - P - Priority Club. Cancellation Reasons: 1-Objectives/conduct, 2-Non-active club, 5-Non-existing club, 6-Disbanding, 7-Merger, 8-Financial Suspension, 9-District/Multiple District Dues.
** - Abbreviation: P-President, S-Secretary, T-Treasurer, M-Member Chairperson, VP-First Vice President, MC-Communications Chairperson, SC-Service Chairperson
*** - Abbreviation: N/R - Never reported using the Lions Clubs website, N/A - Not applicable, No password registered for the Lions Clubs website.
**** - Abbreviation: N - New, IP - Immediate Past, R - Repeat.



Club Health Assessment for District 11 D2 through January 2025

			Status	Membership							Reports					Finance	LCIF	
Club Number	Club Name	Charter Date		Current Member Count	YTD Members Added	YTD Members Dropped	YTD Net Growth	YTD Net Growth%	Member Count 12 Months Ago	Avg. length of service for dropped members	Months Since Last MMR ***	Yrs. Since Last Officer Report	President Rotation	Vice President Reported ****	Months Since Last Activity Report ***	Account Balance	Donations for current Fiscal Year	
			Number of times on status quo within last two years	If below 15 members appears				If net loss is greater than 20% appears			If no report in 3 months appears in	When more than one year appears in	Number of repeat terms		Notes the officers that do not have an active	If no report at 12 months appears in red		
Clubs more than two years old																		
4473	ALGONAC	04/26/1940	Active	79	2	8	-6	-7.06%	85	7	0			N	SC	1		
4720	ALMONT	03/08/1944	Active	39	2	0	2	5.41%	37		2		3	R		4		
4490	ANCHOR BAY	02/04/1958	Active(2)	14	0	0	0	0.00%	0		10		None		P,S,T,M,VP SC	3		
51591	APPLEGATE	04/26/1991	Active	15	0	0	0	0.00%	16		4		4	N	P,T,M,SC	3		
4721	BAD AXE	01/11/1937	Active	31	0	0	0	0.00%	31		5				T,M,VP,SC	3		
4478	BERVILLE	06/17/1948	Active	111	1	4	-3	-2.63%	108	27	0			N	T,M,VP,SC	3		
4482	CAPAC	01/28/1948	Active	7	0	0	0	0.00%	7		10	1	None		P,S,T,M,VP SC	4		
4731	CARSONVILLE	06/13/1945	Active(1)	23	0	0	0	0.00%	23		7		2		T,M,VP,SC	2		
4739	CROSWELL	12/06/1946	Active	14	3	3	0	0.00%	16	20	2		None	R	P,T,SC	1		\$275.00
127843	Deckerville	06/23/2016	Active	15	1	1	0	0.00%	16	7	3			N	M,SC	3		\$950.00
4743	ELBA TOWNSHIP L C	03/13/1969	Active	4	0	0	0	0.00%	4		6		4		P,M,VP,SC	3		
4744	ELKTON	02/10/1960	Active	53	7	3	4	8.16%	45	2	1		2	R	SC	0		\$1,020.00
4489	EMMETT	02/09/1949	Active	51	1	2	-1	-1.92%	51	30	0				M,VP,SC	3		\$2,000.00
4493	FORT GRATIOT TOWNSHIP	08/05/1948	Active	1	0	5	-5	-83.33%	6	6	6		5		VP,SC	4		
126382	Frieburg Saint Ignatius	12/29/2015	Active	20	2	2	0	0.00%	19	2	2		10		T,M,VP,SC	3		
4756	HADLEY	02/25/1969	Active	21	1	1	0	0.00%	19	14	0			N	T,SC	0		
4757	HARBOR BEACH	11/11/1938	Active	28	0	3	-3	-9.68%	32	6	5		2		M,VP,SC	6		
4496	HARSENS ISLAND	01/13/1948	Active	27	0	0	0	0.00%	26		6		9	N	T,M,SC	6		\$1,000.00
145510	Harsens Island Lioness's	03/03/2021	Active	30	3	1	2	7.14%	35	1	0		5	N	SC	0		
4759	IMLAY CITY	04/05/1949	Active	13	0	0	0	0.00%	13		5		3		P,S,M,VP,SC	4		
4500	JEDDO	02/03/1965	Active	16	3	4	-1	-5.88%	17	13	4		None		P,M,VP,SC	3		
4763	LAPEER	02/26/1954	Active	10	0	2	-2	-16.67%	13	8	1			IP	M,SC	2		
4765	LEXINGTON	09/06/1939	Active	15	0	2	-2	-11.76%	17	5	5		7	N	M,SC	6		
4506	MARINE CITY	11/17/1938	Active	12	0	0	0	0.00%	12		7		3		P,S,M,VP,SC	5		



Club Health Assessment for District 11 D2 through January 2025

			Status	Membership							Reports					Finance		LCIF
Club Number	Club Name	Charter Date		Current Member Count	YTD Members Added	YTD Members Dropped	YTD Net Growth	YTD Net Growth%	Member Count 12 Months Ago	Avg. length of service for dropped members	Months Since Last MMR ***	Yrs. Since Last Officer Report	President Rotation	Vice President Reported ****	Months Since Last Activity Report ***	Account Balance	Donations for current Fiscal Year	
			Number of times on status quo within last two years	If below 15 members appears					If net loss is greater than 20% appears	If no report in 3 months appears in			When more than one year appears in	Number of repeat terms	Notes the officers that do not have an active	If no report at 12 months appears in red		
4768	MARLETTE	05/16/1952	Active	24	1	0	1	4.35%	22		2		2	R	SC	0	90+ Days	
Exc Award (06/30/2023, 06/30/2024)																		
4507	MARYSVILLE	02/17/1941	Active	24	2	2	0	0.00%	23	3	1		2	R	T,M,SC	0		\$125.00
Exc Award (06/30/2023)																		
4508	MEMPHIS	05/19/1941	Active	26	2	7	-5	-16.13%	34	5	0			R	SC	2		\$250.00
4769	METAMORA	09/25/1948	Active	71	8	5	3	4.41%	68	0	1		2		M,VP,SC	6		
137272	Metamora Lioness	01/29/2019	Active	11	1	0	1	10.00%	16		4			N	M,SC	4		
4772	MINDEN CITY	06/29/1944	Active	15	0	0	0	0.00%	15		6			N	SC	9		\$500.00
4776	NORTH BRANCH	10/06/1970	Active	21	0	0	0	0.00%	21		9		2	R	P,VP,SC	6		
4778	OTTER LAKE	09/08/1964	Active	6	0	0	0	0.00%	5		5		6		M,VP,SC	6		
4779	OWENDALE	03/11/1959	Active	8	0	1	-1	-11.11%	10	66	1		7		M,VP,SC	6		
4515	PEARL BEACH	10/02/1947	Active	19	1	0	1	5.56%	18		1		None	N	P,SC	3		
51094	PECK	12/04/1990	Active	11	1	0	1	10.00%	10		5				M,VP,SC	6		
4782	PIGEON	10/20/1948	Active	39	1	0	1	2.63%	39		3				M,VP,SC	0		
4784	PORT AUSTIN	01/02/1941	Active	69	4	7	-3	-4.17%	70	25	0			N	M,SC	1		
4517	PORT HURON HOST	02/18/1920	Active	47	0	0	0	0.00%	39		0				M,VP,SC	6		
4785	PORT SANILAC	12/17/1946	Active	7	0	0	0	0.00%	15		6			R	S,M,SC	2		
4524	RUBY	10/12/1948	Active	25	0	0	0	0.00%	28		10			N	P,T,M,VP,SC	1		
4525	SAINT CLAIR	03/15/1926	Active	19	4	0	4	26.67%	15		0			N	T,M,SC	4		
4794	SANDUSKY	06/28/1937	Active	26	0	0	0	0.00%	26		1		None	N	P,M,SC	2		
4800	UBLY	04/30/1940	Active	22	0	2	-2	-8.33%	24	15	0		2	N	S,SC	1	\$1,786.00	
Exc Award (06/30/2021)																		
4796	USA	02/12/1959	Active	20	0	2	-2	-9.09%	22	2	2			N	P,M,VP,SC	0	\$5,580.00	
4540	YALE	01/14/1948	Active(1)	31	0	0	0	0.00%	30		5		7		M,VP,SC	4		



Club Health Assessment for District 11 D2 through January 2025

			Status	Membership							Reports					Finance	LCIF
Club Number	Club Name	Charter Date		Current Member Count	YTD Members Added	YTD Members Dropped	YTD Net Growth	YTD Net Growth%	Member Count 12 Months Ago	Avg. length of service for dropped members	Months Since Last MMR ***	Yrs. Since Last Officer Report	President Rotation	Vice President Reported ****	Months Since Last Activity Report ***	Account Balance	Donations for current Fiscal Year
			Number of times on status quo within last two years	If below 15 members appears				If net loss is greater than 20% appears			If no report in 3 months appears in	When more than one year appears in	Number of repeat terms	Notes the officers that do not have an active	If no report at 12 months appears in red		

Clubs Cancelled Previous Fiscal Year – Clubs Cancelled within last 12 months may be reinstated

Club Number	Club Name	Charter Date	Current Status*	Cancellation Date
143359	Deerfield	11/03/2020	Cancelled(8*)	12/29/2023

Current Total Clubs Count	YTD New Clubs Count	YTD Cancelled Clubs Count	YTD Net Club Gain	Current Total Members Count	YTD Add	YTD Drop	YTD Net Growth	YTD Net Growth %	Member Count 12 Months Ago	Average Member Count Per Club	% of Clubs with less than 20 members	% No MMR in 3 Months	% No Officer Report in 12 Months	% of Clubs with balance 90+ days	Number of Clubs in Status Quo	% Status Quo Clubs in Financial Suspension	Number of Cancelled Clubs	Average Cancelled Club Age	Members Lost Due to Cancellation	% of Clubs Cancelled for Non-Financial Reasons
45	0	0	0	1,190	51	67	-16	-1.33%	1,198	26	44%	51%	2%	2%	0	0%	0	0	0	0%

* - P - Priority Club. Cancellation Reasons: 1-Objectives/conduct, 2-Non-active club, 5-Non-existing club, 6-Disbanding, 7-Merger, 8-Financial Suspension, 9-District/Multiple District Dues.

** - Abbreviation: P-President, S-Secretary, T-Treasurer, M-Member Chairperson, VP-First Vice President, MC-Communications Chairperson, SC-Service Chairperson

*** - Abbreviation: N/R - Never reported using the Lions Clubs website, N/A - Not applicable, No password registered for the Lions Clubs website.

**** - Abbreviation: N - New, IP - Immediate Past, R - Repeat.



Club Health Assessment for District 11 E1 through January 2025

			Status	Membership							Reports					Finance	LCIF
Club Number	Club Name	Charter Date		Current Member Count	YTD Members Added	YTD Members Dropped	YTD Net Growth	YTD Net Growth%	Member Count 12 Months Ago	Avg. length of service for dropped members	Months Since Last MMR ***	Yrs. Since Last Officer Report	President Rotation	Vice President Reported ****	Months Since Last Activity Report ***	Account Balance	Donations for current Fiscal Year
			Number of times on status quo within last two years	If below 15 members appears				If net loss is greater than 20% appears			If no report in 3 months appears in	When more than one year appears in	Number of repeat terms	Notes the officers that do not have an active	If no report at 12 months appears in red		
Clubs more than two years old																	
4806	ARCADIA	12/04/1970	Active	52	0	0	0	0.00%	52		4		2	R	P,M,SC	5	
37417	BALDWIN	07/02/1979	Active	7	0	0	0	0.00%	7		7		3	N		1	
Exc Award (06/30/2018)																	
33996	BARRYTON	06/08/1977	Active	9	0	0	0	0.00%	10		11		23		M,VP,SC	24+	
4661	BIG RAPIDS	02/22/1938	Active	20	3	4	-1	-4.76%	25	18	0			N	P,S,T,M,SC	0	
Exc Award (06/30/2018)																	
4814	CADILLAC	11/23/1943	Active	18	0	2	-2	-10.00%	20	25	1			N	M,SC	4	\$1,400.00
4664	CARSON CITY	07/10/1934	Active	7	0	0	0	0.00%	9		9		4	N	M,SC	22	
4815	CEDAR MAPLE CITY	10/05/1964	Active	21	1	4	-3	-12.50%	22	6	5			IP	M,SC	7	\$175.00
4708	CENTRAL MONTCALM	04/10/1935	Active	24	1	1	0	0.00%	25	11	0		7	R	M,SC	0	\$150.00
36798	CHIPPEWA LAKE MECOSTA	03/30/1979	Active	18	2	0	2	12.50%	16		4		3	N	SC	4	\$100.00
Exc Award (06/30/2023)																	
4736	COLEMAN	09/06/1940	Active	25	2	1	1	4.17%	25	37	1			N	M,SC	0	\$500.00
Exc Award (06/30/2018, 06/30/2022, 06/30/2024)																	
4669	CRYSTAL	11/26/1951	Active	24	3	0	3	14.29%	21		0		2	N	M,SC	15	
Exc Award (06/30/2018)																	
4672	EDMORE	07/27/1950	Active	19	3	0	3	18.75%	18		2			N	SC	1	
4825	EMPIRE	01/12/1953	Active	65	3	2	1	1.56%	61	25	0			N	M	0	\$1,000.00
Exc Award (06/30/2024)																	
4826	EVART	04/18/1947	Active	16	4	4	0	0.00%	16	13	0		8		VP,SC	2	
4827	FRANKFORT	02/25/1953	Active	10	0	0	0	0.00%	10		7		7	R	S,VP,SC	5	
4674	FREMONT	05/03/1960	Active	23	1	5	-4	-14.81%	26	11	0			N	SC	0	\$695.00
4681	GREENVILLE	05/11/1936	Active(1)	37	0	1	-1	-2.63%	43	3	3			N	M,SC	1	
4833	HARRISON	11/15/1967	Active	38	5	1	4	11.76%	35	5	2			N	M,SC	2	90+ Days
36686	HART	03/09/1979	Active	16	1	3	-2	-11.11%	18	47	4			N	M,SC	2	\$500.00
4684	HOWARD CITY	02/26/1970	Active	9	0	0	0	0.00%	9		7		4	R	M,VP,SC	4	



Club Health Assessment for District 11 E1 through January 2025

			Status	Membership							Reports					Finance	LCIF
Club Number	Club Name	Charter Date		Current Member Count	YTD Members Added	YTD Members Dropped	YTD Net Growth	YTD Net Growth%	Member Count 12 Months Ago	Avg. length of service for dropped members	Months Since Last MMR ***	Yrs. Since Last Officer Report	President Rotation	Vice President Reported ****	Months Since Last Activity Report ***	Account Balance	Donations for current Fiscal Year
			Number of times on status quo within last two years	If below 15 members appears				If net loss is greater than 20% appears			If no report in 3 months appears in	When more than one year appears in	Number of repeat terms	Notes the officers that do not have an active	If no report at 12 months appears in red		
4839	KALEVA	10/01/1962	Active	16	0	1	-1	-5.88%	17	26	5		4	M,VP,SC	4		\$100.00
41778	LAKE ANN	08/30/1982	Active	32	10	0	10	45.45%	11		5			N	M,SC	8	
4692	LAKEVIEW	06/08/1959	Active	13	0	0	0	0.00%	14		3			N	SC	1	
36096	LUTHER	10/05/1978	Active	52	3	1	2	4.00%	62	1	1		2	R	M,SC	1	
4846	MANISTEE	05/07/1957	Active	11	1	0	1	10.00%	11		1		2	R	P,SC	4	\$400.00
4848	MESICK	04/21/1952	Active	13	0	0	0	0.00%	11		7		2	R	M,VP,SC	1	
4770	MIDLAND	12/19/1933	Active	51	1	3	-2	-3.77%	53	12	0			N	SC	0	\$2,300.00
Exc Award (06/30/2018)																	
4698	MOUNT PLEASANT	05/04/1939	Active	41	1	4	-3	-6.82%	44	18	0			N	P,SC	2	\$1,100.00
4850	NORTHPORT	11/05/1952	Active	45	2	3	-1	-2.17%	45	13	2			N	S,T,M,SC	4	
4852	ONEKAMA	05/01/1967	Active	37	1	5	-4	-9.76%	36	2	1			N	M,SC	4	\$500.00
4703	REMUS	10/05/1938	Active	6	0	1	-1	-14.29%	10	3	0		17		M,VP,SC	8	
39132	SAND LAKE	12/22/1980	Active	4	0	0	0	0.00%	4		11		8		P,M,VP,SC	14	
4707	SHEPHERD	05/05/1972	Active	13	2	0	2	18.18%	11		2			IP	M,VP,SC	0	
4713	STANWOOD	08/30/1966	Active	21	2	0	2	10.53%	19		0		2	R	M,SC	0	90+ Days \$100.00
Exc Award (06/30/2022)																	
4861	TRAVERSE CITY	09/29/1943	Active	10	0	0	0	0.00%	10		7		7	N	S	2	
33206	VESTABURG	01/18/1977	Cancelled(6*)	0	0	7	-7	-100.00%	6	11	4		None		P,S,T,M,VP SC	13	\$735.15
4715	WEIDMAN	01/17/1957	Active	25	1	3	-2	-7.41%	27	10	3			N	SC	1	
Exc Award (06/30/2018)																	
4716	WHITE CLOUD	10/21/1970	Active	46	0	0	0	0.00%	42		9			N	SC	4	\$535.00
Exc Award (06/30/2018, 06/30/2019, 06/30/2020)																	



Club Health Assessment for District 11 E1 through January 2025

Club NumberClub NameCharter Date			Status		Membership								Reports					Finance		LCIF		
					Current Member Count	YTD Members Added	YTD Members Dropped	YTD Net Growth	YTD Net Growth%	Member Count 12 Months Ago	Avg. length of service for dropped members	Months Since Last MMR ***	Yrs. Since Last Officer Report	President Rotation	Vice President Reported ****	Months Since Last Activity Report ***	Account Balance	Donations for current Fiscal Year				
			Number of times on status quo within last two years		If below 15 members appears			If net loss is greater than 20% appears			If no report in 3 months appears in			When more than one year appears in		Number of repeat terms		Notes the officers that do not have an active		If no report at 12 months appears in red		
Current Total Clubs Count	YTD New Clubs Count	YTD Cancelled Clubs Count	YTD Net Club Gain	Current Total Members Count	YTD Add	YTD Drop	YTD Net Growth	YTD Net Growth %	Member Count 12 Months Ago	Average Member Count Per Club	% of Clubs with less than 20 members	% No MMR in 3 Months	% No Officer Report in 12 Months	% of Clubs with balance 90+ days	Number of Clubs in Status Quo	% Status Quo Clubs in Financial Suspension	Number of Cancelled Clubs	Average Cancelled Club Age	Members Lost Due to Cancellation	% of Clubs Cancelled for Non-Financial Reasons		
37	0	1	-1	894	53	56	-3	-0.33%	901	24	49%	49%	0%	5%	0	0%	1	48	7	100%		

* - P - Priority Club. Cancellation Reasons: 1-Objectives/conduct, 2-Non-active club, 5-Non-existing club, 6-Disbanding, 7-Merger, 8-Financial Suspension, 9-District/Multiple District Dues.

** - Abbreviation: P-President, S-Secretary, T-Treasurer, M-Member Chairperson, VP-First Vice President, MC-Communications Chairperson, SC-Service Chairperson

*** - Abbreviation: N/R - Never reported using the Lions Clubs website, N/A - Not applicable, No password registered for the Lions Clubs website.

**** - Abbreviation: N - New, IP - Immediate Past, R - Repeat.



Club Health Assessment for District 11 E2 through January 2025

			Status	Membership							Reports					Finance		LCIF
Club Number	Club Name	Charter Date		Current Member Count	YTD Members Added	YTD Members Dropped	YTD Net Growth	YTD Net Growth%	Member Count 12 Months Ago	Avg. length of service for dropped members	Months Since Last MMR ***	Yrs. Since Last Officer Report	President Rotation	Vice President Reported ****	Months Since Last Activity Report ***	Account Balance	Donations for current Fiscal Year	
			Number of times on status quo within last two years	If below 15 members appears				If net loss is greater than 20% appears			If no report in 3 months appears in	When more than one year appears in	Number of repeat terms	Notes the officers that do not have an active	If no report at 12 months appears in red			
Clubs more than two years old																		
4805	ALPENA	11/22/1926	Active	49	4	6	-2	-3.92%	53	17	0			N	0		\$350.00	
40102	ALPENA EVENING	06/29/1981	Active	5	0	0	0	0.00%	5		39		4		P,M,VP,SC	20		
4810	BEAVERTON	12/08/1943	Active	32	0	0	0	0.00%	33		6			R		4		
4813	BOYNE VALLEY L C	05/03/1967	Active	28	1	1	0	0.00%	29	5	5		2	N	T,SC	3	\$850.00	
Exc Award (06/30/2018)																		
4816	CENTRAL LAKE	05/23/1950	Active	60	3	4	-1	-1.64%	65	21	0			N		5	\$350.00	
Exc Award (06/30/2021)																		
4817	CHARLEVOIX	10/18/1961	Active	61	2	2	0	0.00%	61	22	3			N	SC	3	\$500.00	
4818	CHEBOYGAN	06/02/1958	Active	7	0	0	0	0.00%	7		10		2		M,VP,SC	1		
4820	EAST JORDAN	02/21/1968	Active	38	1	4	-3	-7.32%	41	19	1			N	SC	0	\$1,400.00	
Exc Award (06/30/2024)																		
4823	ELK RAPIDS	06/04/1969	Active	9	0	1	-1	-10.00%	10	49	6		2		M,VP,SC	5	\$1,000.00	
36866	GLENNIE	04/20/1979	Active	14	0	0	0	0.00%	14		6		12		P,M,VP,SC	2	\$200.00	
31846	GRAYLING INC	03/15/1976	Active	12	0	0	0	0.00%	11		7		2	N	M,SC	0		
4831	HALE	08/20/1958	Active	20	0	1	-1	-4.76%	21	5	3		6	R	P,M,SC	10		
4834	HARRISVILLE	06/05/1940	Active	22	0	6	-6	-21.43%	25	16	2		11	N	T,M,SC	24+		
39134	HILLMAN	12/05/1980	Active	15	0	0	0	0.00%	16		7		6		VP,SC	1	\$2,226.00	
Exc Award (06/30/2021)																		
4835	HOUGHTON LAKE	03/14/1960	Cancelled(6*)	0	0	9	-9	-100.00%	9	22	1		None		P,S,T,M,VP SC	11		
4836	HUBBARD LAKE	11/22/1971	Active	14	0	2	-2	-12.50%	16	14	1				M,VP,SC	16		
4837	INDIAN RIVER	03/31/1953	Active	26	1	0	1	4.00%	24		5		7	R	VP,SC	4		
4841	LEWISTON	05/22/1952	Active	19	4	0	4	26.67%	16		4			N	P,VP,SC	1	\$100.00	
75898	LEWISTON LIONESS	06/30/2003	Active	42	2	0	2	5.00%	40		3			N	M,SC	23		
4842	LINCOLN	02/15/1945	Active	62	44	32	12	24.00%	50	5	0			N	M	21	\$1,000.00	
4844	MACKINAW CITY	09/16/1947	Active	18	0	5	-5	-21.74%	21	14	0			IP	M,SC	3		



Club Health Assessment for District 11 E2 through January 2025

Club Number Club Name Charter Date			Status		Membership						Reports						Finance		LCIF	
					Current Member Count	YTD Members Added	YTD Members Dropped	YTD Net Growth	YTD Net Growth%	Member Count 12 Months Ago	Avg. length of service for dropped members	Months Since Last MMR ***	Yrs. Since Last Officer Report	President Rotation	Vice President Reported ****	Months Since Last Activity Report ***	Account Balance	Donations for current Fiscal Year		
			Number of times on status quo within last two years	If below 15 members appears				If net loss is greater than 20% appears			If no report in 3 months appears in	When more than one year appears in	Number of repeat terms	Notes the officers that do not have an active	If no report at 12 months appears in red					
4849	MIO	10/11/1946	Active	14	0	5	-5	-26.32%	19	16	5		8	VP,SC	20		\$500.00			
4853	OSCODA	10/03/1963	Active	57	6	4	2	3.64%	56	34	0			N	1		\$2,000.00			
4855	PETOSKEY	08/24/1943	Active	10	0	0	0	0.00%	10		9	1	None	P,S,T,M,VP SC	11					
29836	ROSCOMMON HIGGINS LAKE	10/11/1974	Active	14	3	0	3	27.27%	11		3		IP	P,T,M,VP,SC	1					
4858	ROSE CITY	06/30/1954	Active	14	0	0	0	0.00%	12		10		2	M,VP,SC	13					
Current Total Clubs Count	YTD New Clubs Count	YTD Cancelled Clubs Count	YTD Net Club Gain	Current Total Members Count	YTD Add	YTD Drop	YTD Net Growth	YTD Net Growth %	Member Count 12 Months Ago	Average Member Count Per Club	% of Clubs with less than 20 members	% No MMR in 3 Months	% No Officer Report in 12 Months	% of Clubs with balance 90+ days	Number of Clubs in Status Quo	% Status Quo Clubs in Financial Suspension	Number of Cancelled Clubs	Average Cancelled Club Age	Members Lost Due to Cancellation	% of Clubs Cancelled for Non-Financial Reasons
25	0	1	-1	662	71	82	-11	-1.63%	675	26	52%	68%	4%	0%	0	0%	1	65	9	100%

* - P - Priority Club. Cancellation Reasons: 1-Objectives/conduct, 2-Non-active club, 5-Non-existing club, 6-Disbanding, 7-Merger, 8-Financial Suspension, 9-District/Multiple District Dues.


** - Abbreviation: P-President, S-Secretary, T-Treasurer, M-Member Chairperson, VP-First Vice President, MC-Communications Chairperson, SC-Service Chairperson

*** - Abbreviation: N/R - Never reported using the Lions Clubs website, N/A - Not applicable, No password registered for the Lions Clubs website.

**** - Abbreviation: N - New, IP - Immediate Past, R - Repeat.



Club Health Assessment for District 25 A through January 2025

			Status	Membership							Reports					Finance	LCIF	
Club Number	Club Name	Charter Date		Current Member Count	YTD Members Added	YTD Members Dropped	YTD Net Growth	YTD Net Growth%	Member Count 12 Months Ago	Avg. length of service for dropped members	Months Since Last MMR ***	Yrs. Since Last Officer Report	President Rotation	Vice President Reported ****	Months Since Last Activity Report ***	Account Balance	Donations for current Fiscal Year	
			Number of times on status quo within last two years	If below 15 members appears					If net loss is greater than 20% appears			If no report in 3 months appears in	When more than one year appears in	Number of repeat terms	Notes the officers that do not have an active	If no report at 12 months appears in red		
Clubs more than two years old																		
9405	BASS LAKE	07/07/1948	Active	27	8	2	6	28.57%	22	2	0		4	N	SC	22		\$745.00
9409	CEDAR LAKE	04/08/1947	Active	12	0	4	-4	-25.00%	17	11	5			IP	M,SC	10		
Exc Award (06/30/2018)																		
9410	CHESTERTON	10/04/1933	Active	24	1	1	0	0.00%	22	17	5			IP	M,VP,SC	10		\$565.00
9411	CROWN POINT	09/23/1943	Active	45	5	5	0	0.00%	44	7	0			N	SC	0		\$1,492.00
Exc Award (06/30/2019, 06/30/2023, 06/30/20)																		
32723	DOOR VILLAGE	09/27/1976	Active	29	0	0	0	0.00%	30		7			N	SC	0		\$1,100.00
Exc Award (06/30/2018, 06/30/2023, 06/30/20)																		
39865	EAST CHICAGO EVENING	05/11/1981	Active	22	0	0	0	0.00%	23		5		3	R	M,SC	7		
Exc Award (06/30/2018)																		
9416	FRANCESVILLE	05/14/1943	Active(1)	5	0	0	0	0.00%	0		5		9		M,VP,SC	24+		
149293	Gary NWI	01/19/2022	Active(1)	6	0	0	0	0.00%	5		5		4		VP,SC	24+		
9419	GOODLAND	04/06/1960	Active	16	0	0	0	0.00%	16		9		20		M,VP,SC	24+		
9420	GRIFFITH	10/04/1940	Active	18	0	0	0	0.00%	19		5			N	M,VP,SC	24+		\$500.00
Exc Award (06/30/2017, 06/30/2018)																		
9421	HAMLET	09/22/1944	Active	37	1	0	1	2.78%	34		0		3		VP,SC	10		\$160.00
Exc Award (06/30/2017, 06/30/2018)																		
9426	HANNA	05/28/1947	Active	13	1	2	-1	-7.14%	18	3	0		5	R	M,SC	24+		
Exc Award (06/30/2019)																		
9427	HEBRON	04/10/1969	Active	21	6	1	5	31.25%	16	3	1			R	M,SC	24+		
Exc Award (06/30/2018)																		
9428	HIGHLAND	08/06/1943	P- Active	0	0	17	-17	-100.00%	17	20	2		None		P,S,T,M,VP SC	24+		
9429	HOBART	03/06/1929	Active	13	0	2	-2	-13.33%	16	5	0		4	N	SC	22		\$768.33
Exc Award (06/30/2017, 06/30/2018)																		
9413	INDIANA HARBOR EAST CHICAGO	07/13/1926	Active	26	5	2	3	13.04%	23	21	5			N	VP,SC	7		\$70.00
Exc Award (06/30/2018)																		
9432	KOONTZ LAKE L C	07/13/1959	Active	19	5	1	4	26.67%	15	16	1		None	N	P,M,SC	3		



Club Health Assessment for District 25 A through January 2025

			Status	Membership							Reports					Finance		LCIF
Club Number	Club Name	Charter Date		Current Member Count	YTD Members Added	YTD Members Dropped	YTD Net Growth	YTD Net Growth%	Member Count 12 Months Ago	Avg. length of service for dropped members	Months Since Last MMR ***	Yrs. Since Last Officer Report	President Rotation	Vice President Reported ****	Months Since Last Activity Report ***	Account Balance	Donations for current Fiscal Year	
			Number of times on status quo within last two years	If below 15 members appears				If net loss is greater than 20% appears			If no report in 3 months appears in	When more than one year appears in	Number of repeat terms	Notes the officers that do not have an active	If no report at 12 months red			
9433	KOUTS	11/25/1959	Active	17	2	1	1	6.25%	16	12	0		5	R	M,SC	18		\$1,021.00
	Exc Award (06/30/2017, 06/30/2018)																	
9434	LA CROSSE	07/28/1958	Active	24	2	0	2	9.09%	23		2		3		M,VP,SC	3		\$70.00
	Exc Award (06/30/2018)																	
9436	LA PORTE	08/24/1936	Active	21	0	0	0	0.00%	23		7		2	R	M,SC	1		
	Exc Award (06/30/2018)																	
9414	LAKE STATION	01/24/1938	Active	22	0	0	0	0.00%	23		6			N	M,SC	0		\$40.00
	Exc Award (06/30/2018, 06/30/2019)																	
32724	LAKES OF THE FOUR SEASONS	09/15/1976	Active	60	5	0	5	9.09%	58		1			N	SC	0		\$1,360.00
	Exc Award (06/30/2018, 06/30/2019, 06/30/2020)																	
9437	LOWELL	04/06/1938	Active	31	6	0	6	24.00%	26		0			N	M,SC	3		
	Exc Award (06/30/2018)																	
9439	MERRILLVILLE	09/30/1946	Active	13	0	0	0	0.00%	12		9				M,VP,SC	1		\$60.00
9441	MICHIANA	04/18/1973	Active	18	0	0	0	0.00%	21		1				M,VP,SC	17		\$760.00
	Exc Award (06/30/2016, 06/30/2017, 06/30/2020)																	
83164	MILL CREEK COMMUNITY	08/09/2004	Active	23	4	0	4	21.05%	20		2		3		VP,SC	15		
9444	MONTEREY	03/19/1948	Active	15	2	0	2	15.38%	13		6		17	R	T,M,VP,SC	0	90+ Days	
9445	MOROCCO	03/05/1951	Active	9	1	1	0	0.00%	12	9	6			N	P,M,VP,SC	24+		
9446	MUNSTER	01/12/1938	Active	68	6	1	5	7.94%	64	13	0			N	SC	10		\$3,200.00
9447	OGDEN DUNES	11/17/1958	Active	42	3	0	3	7.69%	41		1		2		M,VP,SC	20		\$500.00
	Exc Award (06/30/2018)																	
9448	PORTAGE	06/14/1955	Active	12	2	0	2	20.00%	10		5		3		M,VP,SC	21	90+ Days	
	Exc Award (06/30/2017, 06/30/2018)																	
28017	REMINGTON	02/26/1974	Active	11	0	0	0	0.00%	11		5		17		P,M,VP,SC	24+		
9449	RENSSELAER	10/28/1943	Active	22	0	0	0	0.00%	19		6		None		P,M,VP,SC	4		\$110.00
	Exc Award (06/30/2018)																	
9450	ROLLING PRAIRIE	05/17/1939	Active	13	0	0	0	0.00%	13		6		2	R		24+		
	Exc Award (06/30/2019)																	



Club Health Assessment for District 25 A through January 2025

Club Number	Club Name	Charter Date	Status	Membership							Reports					Finance	LCIF
				Current Member Count	YTD Members Added	YTD Members Dropped	YTD Net Growth	YTD Net Growth%	Member Count 12 Months Ago	Avg. length of service for dropped members	Months Since Last MMR ***	Yrs. Since Last Officer Report	President Rotation	Vice President Reported ****	Months Since Last Activity Report ***	Account Balance	Donations for current Fiscal Year
			Number of times on status quo within last two years	If below 15 members appears				If net loss is greater than 20% appears			If no report in 3 months appears	When more than one year appears in	Number of repeat terms	Notes the officers that do not have an active	If no report at 12 months appears in red		
9454	SCHERERVILLE	08/12/1946	Active	18	0	7	-7	-28.00%	26	12	0		None	R	P,SC	0	\$700.00
40860	SCHERERVILLE CENTRAL	02/19/1982	Active(1)	27	2	2	0	0.00%	27	3	1		6		VP,SC	7	
	Exc Award (06/30/2017, 06/30/2019, 06/30/20																
9457	SOUTH HAVEN L C	11/03/1965	Active	42	1	2	-1	-2.33%	41	18	1			R	M,VP,SC	0	\$1,198.33
	Exc Award (06/30/2018, 06/30/2019)																
9452	ST JOHN	02/12/1957	Active	22	0	1	-1	-4.35%	17	27	3			IP	SC	4	
9458	STAR CITY	10/27/1972	Active	36	2	0	2	5.88%	35		0			N	M,SC	0	
31211	UNION MILLS	09/30/1975	Active	30	0	0	0	0.00%	30		5				M,VP,SC	18	
	Exc Award (06/30/2017)																
9460	VALPARAISO	09/18/1939	Active	19	1	1	0	0.00%	18	2	3		5	N	M,SC	24+	
	Exc Award (06/30/2017)																
9461	WANATAH	09/25/1944	Active	33	0	0	0	0.00%	39		6		None		P,M,VP,SC	4	\$50.00
	Exc Award (06/30/2017, 06/30/2019, 06/30/20																
9462	WESTVILLE	05/26/1943	Active	62	4	0	4	6.90%	61		0			N	P	0	\$830.00
	Exc Award (06/30/2018, 06/30/2019)																
9463	WHEATFIELD	06/24/1947	Active	22	1	2	-1	-4.35%	21	12	1		18		T,M,VP,SC	24+	
	Exc Award (06/30/2017, 06/30/2019)																
9464	WHITING	06/07/1929	Active	18	0	0	0	0.00%	19		5		6	R	M,SC	24+	\$100.00
42769	WINAMAC	06/13/1983	Active	18	0	0	0	0.00%	18		6		3	R		2	
	Exc Award (06/30/2018, 06/30/2019)																

Clubs Cancelled Previous Fiscal Year – Clubs Cancelled within last 12 months may be reinstated

Club Number	Club Name	Charter Date	Current Status*	Cancellation Date
9412	DYER	10/07/1943	Cancelled(6*)	06/29/2024
9442	MICHIGAN CITY	11/05/1925	Cancelled(6*)	07/29/2023
9456	SHELBY	05/25/1944	Cancelled(8*)	12/29/2023



Club Health Assessment for District 25 A through January 2025

				Status				Membership						Reports				Finance		LCIF
Club Number	Club Name	Charter Date			Current Member Count	YTD Members Added	YTD Members Dropped	YTD Net Growth	YTD Net Growth%	Member Count 12 Months Ago	Avg. length of service for dropped members	Months Since Last MMR ***	Yrs. Since Last Officer Report	President Rotation	Vice President Reported ****	Months Since Last Activity Report ***	Account Balance	Donations for current Fiscal Year		
				Number of times on status quo within last two years	If below 15 members appears			If net loss is greater than 20% appears			If no report in 3 months appears in			When more than one year appears in	Number of repeat terms	Notes the officers that do not have an active	If no report at 12 months appears in red			
Current Total Clubs Count	YTD New Clubs Count	YTD Cancelled Clubs Count	YTD Net Club Gain	Current Total Members Count	YTD Add	YTD Drop	YTD Net Growth	YTD Net Growth %	Member Count 12 Months Ago	Average Member Count Per Club	% of Clubs with less than 20 members	% No MMR in 3 Months	% No Officer Report in 12 Months	% of Clubs with balance 90+ days	Number of Clubs in Status Quo	% Status Quo Clubs in Financial Suspension	Number of Cancelled Clubs	Average Cancelled Club Age	Members Lost Due to Cancellation	% of Clubs Cancelled for Non-Financial Reasons
46	0	0	0	1,101	76	55	21	1.94%	1,094	24	46%	52%	0%	4%	0	0%	0	0	0	0%

* - P - Priority Club. Cancellation Reasons: 1-Objectives/conduct, 2-Non-active club, 5-Non-existing club, 6-Disbanding, 7-Merger, 8-Financial Suspension, 9-District/Multiple District Dues.


** - Abbreviation: P-President, S-Secretary, T-Treasurer, M-Member Chairperson, VP-First Vice President, MC-Communications Chairperson, SC-Service Chairperson

*** - Abbreviation: N/R - Never reported using the Lions Clubs website, N/A - Not applicable, No password registered for the Lions Clubs website.

**** - Abbreviation: N - New, IP - Immediate Past, R - Repeat.



Club Health Assessment for District 25 B through January 2025

			Status	Membership							Reports					Finance		LCIF
Club Number	Club Name	Charter Date		Current Member Count	YTD Members Added	YTD Members Dropped	YTD Net Growth	YTD Net Growth%	Member Count 12 Months Ago	Avg. length of service for dropped members	Months Since Last MMR ***	Yrs. Since Last Officer Report	President Rotation	Vice President Reported ****	Months Since Last Activity Report ***	Account Balance	Donations for current Fiscal Year	
			Number of times on status quo within last two years	If below 15 members appears			If net loss is greater than 20% appears				If no report in 3 months appears in	When more than one year appears in	Number of repeat terms	Notes the officers that do not have an active	If no report at 12 months appears in red			
Clubs more than two years old																		
9465	ALBION	10/22/1952	Active	50	0	1	-1	-1.96%	51	8	0			N	8		\$2,475.00	
Exc Award (06/30/2017, 06/30/2018, 06/30/20																		
9466	ANDREWS	05/24/1945	Active	23	1	1	0	0.00%	26	31	2			VP,SC	1			
Exc Award (06/30/2017)																		
9467	ANGOLA	02/14/1929	Active	16	1	0	1	6.67%	15		5		4	R	T,M,VP,SC	24+	\$100.00	
9468	ANTHONY WAYNE L C	12/07/1972	Active	34	2	2	0	0.00%	34	25	0		None	P,M,VP,SC	15		\$200.00	
Exc Award (06/30/2018)																		
9469	ARCOLA	09/23/1949	Active	19	1	4	-3	-13.64%	22	22	0		2	N	SC	2	\$150.00	
9471	AUBURN	05/29/1928	Active	27	0	0	0	0.00%	27		11		None	P,S,T,M,VP SC	14	90+ Days		
Exc Award (06/30/2016)																		
60829	AUBURN CLASSIC NOON	06/01/1998	Active	38	2	0	2	5.56%	43		2			N		0	\$1,000.00	
Exc Award (06/30/2016)																		
9474	BIPPUS	05/10/1948	Active	15	0	0	0	0.00%	14		7		8	M,VP,SC	3			
9475	BLUFFTON	09/29/1947	Active	19	0	2	-2	-9.52%	21	24	6			S,VP	8			
Exc Award (06/30/2017, 06/30/2018, 06/30/20																		
9478	CEDAR CREEK	10/23/1951	Active	12	0	9	-9	-42.86%	23	13	0		4	M,VP,SC	14		\$100.00	
Exc Award (06/30/2016)																		
9479	CHURUBUSCO	03/26/1956	Active	8	0	0	0	0.00%	8		8			N	VP,SC	4		
32072	CLEAR LAKE	04/21/1976	Active	13	0	0	0	0.00%	12		7		4	P,M,VP,SC	20			
61290	COLUMBIA CITY	11/30/1998	Active	6	0	0	0	0.00%	6		10	1	None	P,S,T,M,VP SC	N/R			
9481	CROMWELL KIMMEL L C	07/23/1945	Active	26	0	1	-1	-3.70%	27	16	1			N	M,SC	1	\$1,000.00	
Exc Award (06/30/2016)																		
9482	DECATUR	12/21/1926	Active	9	0	0	0	0.00%	10		10	1	None	P,S,T,M,VP SC	24+		\$187.35	
97418	FORT WAYNE CHAPEL RIDGE	06/30/2006	Active	13	0	4	-4	-23.53%	17	11	5		2	M,VP,SC	24+		\$1,675.00	
Exc Award (06/30/2018)																		
9489	FORT WAYNE MC MILLEN PARK	11/27/1953	Active	5	0	0	0	0.00%	6		7		9	R	P,VP,SC	16	\$100.00	




Club Health Assessment for District 25 B through January 2025

			Status	Membership							Reports					Finance		LCIF
Club Number	Club Name	Charter Date		Current Member Count	YTD Members Added	YTD Members Dropped	YTD Net Growth	YTD Net Growth%	Member Count 12 Months Ago	Avg. length of service for dropped members	Months Since Last MMR ***	Yrs. Since Last Officer Report	President Rotation	Vice President Reported ****	Months Since Last Activity Report ***	Account Balance	Donations for current Fiscal Year	
			Number of times on status quo within last two years	If below 15 members appears				If net loss is greater than 20% appears			If no report in 3 months appears in	When more than one year appears in	Number of repeat terms	Notes the officers that do not have an active	If no report at 12 months appears in red			
Exc Award (06/30/2017)																		
9494	HAMILTON	06/29/1939	Active	28	2	3	-1	-3.45%	31	17	0		None	P,M,VP,SC	0		\$510.00	
Exc Award (06/30/2018, 06/30/2020)																		
9495	HARLAN	08/23/1944	Active	11	0	1	-1	-8.33%	12	19	0		4	N	P,VP,SC	11		
9496	HERITAGE L C	02/03/1971	Active	24	1	3	-2	-7.69%	27	8	0			N	S,SC	0		
Exc Award (06/30/2016, 06/30/2022)																		
9497	HOWE	05/01/1944	Active	15	0	3	-3	-16.67%	18	16	0			R	SC	5	\$25.00	
Exc Award (06/30/2018)																		
9498	HUNTERTOWN	06/15/1953	Active	29	1	4	-3	-9.38%	31	7	3		2	N		7		
Exc Award (06/30/2016, 06/30/2017, 06/30/20)																		
9499	HUNTINGTON	11/13/1946	Active	15	0	2	-2	-11.76%	18	5	1				T,M,VP,SC	9	\$50.00	
9500	KENDALLVILLE	12/09/1925	Active	34	1	2	-1	-2.86%	36	25	1			N	T,M,VP,SC	24+		
Exc Award (06/30/2018, 06/30/2019)																		
9503	LAND OF LAKES	10/08/1956	Active	36	2	5	-3	-7.69%	40	12	1				M,VP,SC	24+	\$1,050.00	
9504	LARWILL	08/25/1952	Active	11	6	5	1	10.00%	10	10	1		8	N	M,VP,SC	16		
Exc Award (06/30/2016)																		
9506	LIGONIER	03/03/1955	Active	30	4	1	3	11.11%	27	18	0			N		0		
Exc Award (06/30/2023)																		
9508	MONGO	06/26/1953	Active	8	0	0	0	0.00%	8		10		5	N	P,M,VP,SC	14		
9509	MONROE	08/14/1953	Active	21	0	0	0	0.00%	19		0			N	P,M,SC	0	\$1,500.00	
Exc Award (06/30/2017, 06/30/2018, 06/30/20)																		
64471	MONROEVILLE	06/28/2001	Active	39	2	2	0	0.00%	37	16	3		4	N	T,SC	10	\$365.73	
Exc Award (06/30/2016, 06/30/2017, 06/30/20)																		
9511	NEW HAVEN	01/12/1956	Active	25	1	1	0	0.00%	25	21	0		2		VP,SC	5	\$350.00	
Exc Award (06/30/2017, 06/30/2018, 06/30/20)																		
9512	ORLAND	01/16/1948	Active	17	0	0	0	0.00%	17		2		2		M,VP,SC	3		
Exc Award (06/30/2018, 06/30/2023)																		
9513	OSSIAN	09/24/1942	Active	11	5	0	5	83.33%	6		4		10		M,VP,SC	0	\$50.00	
Exc Award (06/30/2016, 06/30/2017)																		



Club Health Assessment for District 25 B through January 2025

			Status	Membership							Reports					Finance		LCIF
Club Number	Club Name	Charter Date		Current Member Count	YTD Members Added	YTD Members Dropped	YTD Net Growth	YTD Net Growth%	Member Count 12 Months Ago	Avg. length of service for dropped members	Months Since Last MMR ***	Yrs. Since Last Officer Report	President Rotation	Vice President Reported ****	Months Since Last Activity Report ***	Account Balance	Donations for current Fiscal Year	
			Number of times on status quo within last two years	If below 15 members appears				If net loss is greater than 20% appears			If no report in 3 months appears in	When more than one year appears in	Number of repeat terms	Notes the officers that do not have an active	If no report at 12 months appears in red			
9515	PLEASANT LAKE Exc Award (06/30/2016)	05/09/1930	Active	44	3	1	2	4.76%	43	21	1		None	P,T,M,VP,SC	24+		\$1,000.00	
32725	ROANOKE Exc Award (06/30/2017)	09/03/1976	Active	26	1	3	-2	-7.14%	27	2	4			IP	T,M,SC	2	\$1,800.00	
9517	ROME CITY BRIMFIELD	01/11/1956	Active	29	0	0	0	0.00%	29		10	1	None	P,S,T,M,VP SC	24+			
46283	SOUTH MILFORD Exc Award (06/30/2016)	06/02/1986	Active	29	0	0	0	0.00%	29		7			M,VP,SC	24+			
9518	ST JOE Exc Award (06/30/2016)	08/09/1940	Active	16	0	0	0	0.00%	13		3		4	N	P,T,M,SC	10	\$500.00	
9523	STROH	03/19/1951	Active	24	0	0	0	0.00%	24		6			N	SC	11	\$100.00	
9524	TRI LAKES	02/24/1955	Active	12	0	0	0	0.00%	12		9		6	R	P,M,SC	1	\$125.00	
39142	UNION TOWNSHIP L C Exc Award (06/30/2017, 06/30/2018, 06/30/20)	12/31/1980	Active	13	0	1	-1	-7.14%	13	44	1		2	R	P,T,M,VP,SC	11	\$100.00	
9527	WATERLOO Exc Award (06/30/2018)	01/22/1929	Active	19	0	0	0	0.00%	19		20	1	None	P,S,T,M,VP SC	23		\$100.00	
9529	WOLCOTTVILLE	01/15/1929	Active	16	0	0	0	0.00%	16		4			N	M,SC	24+	\$300.00	
9531	WOODBURN Exc Award (06/30/2016)	05/06/1938	Active	29	0	0	0	0.00%	29		7	1	None	P,S,T,M,VP SC	24+			
9532	ZANESVILLE	08/24/1956	Active	12	8	14	-6	-33.33%	18	12	0		None	P,VP,SC	1			

Clubs Cancelled Previous Fiscal Year – Clubs Cancelled within last 12 months may be reinstated

Club Number	Club Name	Charter Date	Current Status*	Cancellation Date
9522	SOUTH WHITLEY	10/28/1930	Cancelled(8*)	06/29/2024



Club Health Assessment for District 25 B through January 2025

Club Number			Club Name			Charter Date			Status						Membership						Reports						Finance		LCIF
									Current Member Count	YTD Members Added	YTD Members Dropped	YTD Net Growth	YTD Net Growth%	Member Count 12 Months Ago	Avg. length of service for dropped members	Months Since Last MMR ***	Yrs. Since Last Officer Report	President Rotation	Vice President Reported ****	Months Since Last Activity Report ***	Account Balance	Donations for current Fiscal Year							
									Number of times on status quo within last two years	If below 15 members appears			If net loss is greater than 20% appears			If no report in 3 months appears in			When more than one year appears in	Number of repeat terms	Notes the officers that do not have an active			If no report at 12 months appears in red					
Current Total Clubs Count	YTD New Clubs Count	YTD Cancelled Clubs Count	YTD Net Club Gain	Current Total Members Count	YTD Add	YTD Drop	YTD Net Growth	YTD Net Growth %	Member Count 12 Months Ago	Average Member Count Per Club	% of Clubs with less than 20 members	% No MMR in 3 Months	% No Officer Report in 12 Months	% of Clubs with balance 90+ days	Number of Clubs in Status Quo	% Status Quo Clubs in Financial Suspension	Number of Cancelled Clubs	Average Cancelled Club Age	Members Lost Due to Cancellation	% of Clubs Cancelled for Non-Financial Reasons									
45	0	0	0	956	44	75	-31	-3.14%	996	21	53%	51%	11%	2%	0	0%	0	0	0	0%									

* - P - Priority Club. Cancellation Reasons: 1-Objectives/conduct, 2-Non-active club, 5-Non-existing club, 6-Disbanding, 7-Merger, 8-Financial Suspension, 9-District/Multiple District Dues.

** - Abbreviation: P-President, S-Secretary, T-Treasurer, M-Member Chairperson, VP-First Vice President, MC-Communications Chairperson, SC-Service Chairperson

*** - Abbreviation: N/R - Never reported using the Lions Clubs website, N/A - Not applicable, No password registered for the Lions Clubs website.

**** - Abbreviation: N - New, IP - Immediate Past, R - Repeat.



Club Health Assessment for District 25 C through January 2025

			Status	Membership							Reports					Finance		LCIF
Club Number	Club Name	Charter Date		Current Member Count	YTD Members Added	YTD Members Dropped	YTD Net Growth	YTD Net Growth%	Member Count 12 Months Ago	Avg. length of service for dropped members	Months Since Last MMR ***	Yrs. Since Last Officer Report	President Rotation	Vice President Reported ****	Months Since Last Activity Report ***	Account Balance	Donations for current Fiscal Year	
			Number of times on status quo within last two years	If below 15 members appears				If net loss is greater than 20% appears			If no report in 3 months appears in	When more than one year appears in	Number of repeat terms	Notes the officers that do not have an active	If no report at 12 months red			
Clubs more than two years old																		
9533	ATTICA	06/25/1941	Active	4	0	0	0	0.00%	4		10	1	None	P,S,T,M,VP SC	24+			
	Exc Award (06/30/2018)																	
9534	BAINBRIDGE	05/09/1944	Active	6	0	0	0	0.00%	5		9		4	P,M,VP,SC	3			
9535	BATTLE GROUND	11/19/1973	Active	14	0	2	-2	-12.50%	17	8	1		3	M,VP,SC	2		\$800.00	
	Exc Award (06/30/2018)																	
78032	BRAZIL	01/05/2004	Active	17	1	0	1	6.25%	17		2		4	N SC	0		\$100.00	
	Exc Award (06/30/2016, 06/30/2022)																	
49079	BROOKSTON	12/13/1988	Active	35	2	0	2	6.06%	33		0		5	VP,SC	1	90+ Days		
	Exc Award (06/30/2017)																	
9536	BROWNSBURG	01/18/1929	Active	63	4	2	2	3.28%	63	11	0			R SC	0		\$4,500.00	
	Exc Award (06/30/2016, 06/30/2017, 06/30/20																	
9539	CAMDEN	10/11/1951	Active	13	0	0	0	0.00%	17		9		2	P,T,M,VP,SC	3			
	Exc Award (06/30/2017)																	
9540	CAYUGA	07/16/1941	Active	19	0	0	0	0.00%	19		9	1	None	P,S,T,M,VP SC	9			
	Exc Award (06/30/2018)																	
9658	CLAY CITY	04/29/1947	Cancelled(6*)	0	0	14	-14	-100.00%	14	25	9		None	P,S,T,M,VP SC	12			
	Exc Award (06/30/2018)																	
9542	CLINTON	02/24/1943	Active	90	3	8	-5	-5.26%	89	7	0			N VP,SC	0			
	Exc Award (06/30/2023, 06/30/2024)																	
9543	CLOVERDALE	03/25/1943	Active	18	0	0	0	0.00%	18		3		2	R M,SC	0			
	Exc Award (06/30/2016)																	
9544	COLFAX	05/22/1963	Active	22	0	0	0	0.00%	24		12	1	None	P,S,T,M,VP SC	24+			
	Exc Award (06/30/2016, 06/30/2017, 06/30/20																	
9546	CRAWFORDSVILLE	01/21/1932	Active	5	0	0	0	0.00%	5		9		11	R SC	0			
9547	DELPHI	05/25/1950	Active	39	1	1	0	0.00%	38	56	1			M,VP,SC	16		\$500.00	
	Exc Award (06/30/2018)																	
43725	EARL PARK COMMUNITY	04/26/1984	Active	17	0	0	0	0.00%	17		16	1	None	P,S,T,M,VP SC	19			
	Exc Award (06/30/2018)																	



Club Health Assessment for District 25 C through January 2025

			Status	Membership							Reports					Finance		LCIF
Club Number	Club Name	Charter Date		Current Member Count	YTD Members Added	YTD Members Dropped	YTD Net Growth	YTD Net Growth%	Member Count 12 Months Ago	Avg. length of service for dropped members	Months Since Last MMR ***	Yrs. Since Last Officer Report	President Rotation	Vice President Reported ****	Months Since Last Activity Report ***	Account Balance	Donations for current Fiscal Year	
			Number of times on status quo within last two years	If below 15 members appears				If net loss is greater than 20% appears			If no report in 3 months appears in	When more than one year appears in	Number of repeat terms		Notes the officers that do not have an active	If no report at 12 months appears in red		
9663	EMINENCE	02/23/1968	Active	12	0	0	0	0.00%	12		10		None	P,S,M,VP,SC	13			
9549	FLORA	02/14/1967	Active	45	0	0	0	0.00%	48		1	1	None	P,S,T,M,VP SC	6		\$496.00	
Exc Award (06/30/2016, 06/30/2017, 06/30/2018)																		
9550	FRANKFORT	12/14/1937	Active	22	3	0	3	15.79%	20		0			N	P,SC	1	\$400.00	
Exc Award (06/30/2018)																		
9668	GOSPORT	02/14/1930	Active	11	0	2	-2	-15.38%	16	11	5			IP	P,T,M,VP,SC	4		
Exc Award (06/30/2016)																		
9552	GREENCASTLE	10/16/1947	Active	13	0	6	-6	-31.58%	19	13	1		2		M,VP,SC	19		
Exc Award (06/30/2016, 06/30/2017)																		
135358	Indiana Cyber	06/25/2018	Active	6	0	4	-4	-40.00%	11	5	0		2		M,VP,SC	6	\$30.00	
Exc Award (06/30/2020, 06/30/2021)																		
46634	JAMESTOWN COMMUNITY	11/21/1986	Active	14	2	0	2	16.67%	12		0		7	N	SC	2	\$158.00	
Exc Award (06/30/2016)																		
9555	LADOGA	01/10/1940	Active	36	0	0	0	0.00%	36		43	1	None	P,S,T,M,VP SC	24+			
Exc Award (06/30/2016)																		
9556	LAFAYETTE	03/27/1920	Active	33	0	0	0	0.00%	44		4		2		M,VP,SC	0	\$540.00	
Exc Award (06/30/2017, 06/30/2018, 06/30/2019)																		
9557	LEBANON	04/17/1936	Active	16	2	1	1	6.67%	13	51	1		3	N	M,SC	0	\$550.00	
9558	LIZTON	06/12/1950	Active	18	5	4	1	5.88%	18	15	0		2	R	M,SC	0	\$100.00	
Exc Award (06/30/2017, 06/30/2018, 06/30/2019)																		
9560	LUCERNE	05/02/1960	Active	9	0	0	0	0.00%	12		7	1	None	P,S,T,M,VP SC	1			
Exc Award (06/30/2020)																		
58954	MARTINSVILLE EVENING	12/27/1996	Active(1)	9	0	0	0	0.00%	9		19	1	None	P,S,T,M,VP SC	21			
Exc Award (06/30/2016, 06/30/2018)																		
9675	MARTINSVILLE NOON	10/16/1925	Active	44	0	3	-3	-6.38%	47	22	0			N	M,SC	10		
Exc Award (06/30/2016, 06/30/2017, 06/30/2018)																		
9561	MICHIGANTOWN	06/25/1970	Active	16	0	0	0	0.00%	18		7		11	N	M,VP,SC	1		
Exc Award (06/30/2017)																		
9562	MONON	06/21/1946	Active	6	0	0	0	0.00%	6		37	1	None	P,S,T,M,VP SC	24+			



Club Health Assessment for District 25 C through January 2025

			Status	Membership							Reports					Finance		LCIF
Club Number	Club Name	Charter Date		Current Member Count	YTD Members Added	YTD Members Dropped	YTD Net Growth	YTD Net Growth%	Member Count 12 Months Ago	Avg. length of service for dropped members	Months Since Last MMR ***	Yrs. Since Last Officer Report	President Rotation	Vice President Reported ****	Months Since Last Activity Report ***	Account Balance	Donations for current Fiscal Year	
			Number of times on status quo within last two years	If below 15 members appears				If net loss is greater than 20% appears			If no report in 3 months appears in	When more than one year appears in	Number of repeat terms	Notes the officers that do not have an active	If no report at 12 months appears in red			
90264	MONROVIA	12/02/2005	Active	25	1	0	1	4.17%	22		1		4	R SC	6			
	Exc Award (06/30/2016)																	
9679	MOORESVILLE	10/09/1925	Active	23	2	1	1	4.55%	22	3	0		2	R M,SC	13		\$100.00	
9680	MORGANTOWN	12/09/1926	Active	7	0	0	0	0.00%	6		1		8	M,VP,SC	11			
	Exc Award (06/30/2016)																	
46401	NEW GOSHEN WEST VIGO	06/27/1986	Active	20	0	0	0	0.00%	20		21		None	P,S,T,M,VP SC	24+			
	Exc Award (06/30/2018)																	
9563	NEWPORT	11/30/1967	Active	30	2	11	-9	-23.08%	48	7	1			R VP,SC	5			
	Exc Award (06/30/2017, 06/30/2018)																	
9565	OXFORD	02/11/1970	Active	17	0	0	0	0.00%	18		10		10	N SC	9			
9689	PARAGON	09/01/1954	Cancelled(6*)	0	0	4	-4	-100.00%	4	10	5		None	P,S,T,M,VP SC	24+	90+ Days		
	Exc Award (06/30/2016)																	
9691	PIERSON TOWNSHIP	02/23/1954	Active	11	0	0	0	0.00%	11		8		2	M,VP,SC	3			
9568	PLAINFIELD	04/01/1926	Active	21	1	2	-1	-4.55%	23	1	1			IP	0		\$1,280.00	
	Exc Award (06/30/2019, 06/30/2023)																	
102569	POLAND COMMUNITY	06/21/2008	Active(1)	18	1	2	-1	-5.26%	19	7	6			R SC	1		\$150.00	
	Exc Award (06/30/2016, 06/30/2017, 06/30/2018)																	
82979	PRAIRIE CREEK	06/30/2004	Active	17	1	0	1	6.25%	18		4		6	N SC	2		\$100.00	
	Exc Award (06/30/2016, 06/30/2018, 06/30/2020)																	
9695	RILEY TOWNSHIP L C	08/29/1968	Active	58	0	0	0	0.00%	56		1			N SC	0		\$1,600.00	
	Exc Award (06/30/2017, 06/30/2018, 06/30/2020)																	
45282	ROSSVILLE AREA	07/29/1985	Active	42	2	2	0	0.00%	42	19	3			N M,SC	4			
	Exc Award (06/30/2016, 06/30/2018)																	
9572	ROYAL CENTER	09/03/1942	Active	26	0	0	0	0.00%	32		6			R	4		\$500.00	
	Exc Award (06/30/2016, 06/30/2018)																	
9700	SPENCER	10/01/1929	Active	25	0	8	-8	-24.24%	33	7	0			N M,SC	0		\$1,320.00	
	Exc Award (06/30/2017, 06/30/2022)																	
9575	TWELVE MILE	09/26/1951	Active	9	0	0	0	0.00%	9		10	1	None	P,S,T,M,VP SC	1			
	Exc Award (06/30/2017)																	



Club Health Assessment for District 25 C through January 2025

			Status	Membership							Reports					Finance		LCIF
Club Number	Club Name	Charter Date		Current Member Count	YTD Members Added	YTD Members Dropped	YTD Net Growth	YTD Net Growth%	Member Count 12 Months Ago	Avg. length of service for members	Months Since Last MMR ***	Yrs. Since Last Officer Report	President Rotation	Vice President Reported ****	Months Since Last Activity Report ***	Account Balance	Donations for current Fiscal Year	
			Number of times on status quo within last two years	If below 15 members appears				If net loss is greater than 20% appears			If no report in 3 months appears in	When more than one year appears in	Number of repeat terms	Notes the officers that do not have an active	If no report at 12 months appears in red			
9581	WEST POINT Exc Award (06/30/2018)	01/22/1953	Active	10	0	0	0	0.00%	11		11	1	None	P,S,T,M,VP SC	24+			
9582	WHITESTOWN	11/20/1944	Active(1)	6	0	0	0	0.00%	6		21		10	R	M,SC	24+		
9584	YOUNG AMERICA Exc Award (06/30/2016, 06/30/2017, 06/30/20)	02/07/1956	Active	30	4	2	2	7.14%	29	0	0		2	R	SC	0	\$1,036.00	
9585	ZIONSVILLE Exc Award (06/30/2016, 06/30/2017, 06/30/20)	05/16/1930	Active	193	12	6	6	3.21%	180	8	0			N		0	\$7,850.00	

Clubs Cancelled Previous Fiscal Year – Clubs Cancelled within last 12 months may be reinstated

Club Number	Club Name	Charter Date	Current Status*	Cancellation Date
9574	THORNTOWN	09/30/1932	Cancelled(8*)	06/29/2024

Current Total Clubs Count	YTD New Clubs Count	YTD Cancelled Clubs Count	YTD Net Club Gain	Current Total Members Count	YTD Add	YTD Drop	YTD Net Growth	YTD Net Growth %	Member Count 12 Months Ago	Average Member Count Per Club	% of Clubs with less than 20 members	% No MMR in 3 Months	% No Officer Report in 12 Months	% of Clubs with balance 90+ days	Number of Clubs in Status Quo	% Status Quo Clubs in Financial Suspension	Number of Cancelled Clubs	Average Cancelled Club Age	Members Lost Due to Cancellation	% of Clubs Cancelled for Non-Financial Reasons
49	0	2	-2	1,260	49	85	-36	-2.78%	1,330	26	57%	53%	22%	2%	0	0%	2	120	18	50%

* - P - Priority Club. Cancellation Reasons: 1-Objectives/conduct, 2-Non-active club, 5-Non-existing club, 6-Disbanding, 7-Merger, 8-Financial Suspension, 9-District/Multiple District Dues.

** - Abbreviation: P-President, S-Secretary, T-Treasurer, M-Member Chairperson, VP-First Vice President, MC-Communications Chairperson, SC-Service Chairperson

*** - Abbreviation: N/R - Never reported using the Lions Clubs website, N/A - Not applicable, No password registered for the Lions Clubs website.

**** - Abbreviation: N - New, IP - Immediate Past, R - Repeat.



Club Health Assessment for District 25 D through January 2025

			Status	Membership						Reports					Finance		LCIF
Club Number	Club Name	Charter Date		Current Member Count	YTD Members Added	YTD Members Dropped	YTD Net Growth	YTD Net Growth%	Member Count 12 Months Ago	Avg. length of service for dropped members	Months Since Last MMR ***	Yrs. Since Last Officer Report	President Rotation	Vice President Reported ****	Months Since Last Activity Report ***	Account Balance	Donations for current Fiscal Year
			Number of times on status quo within last two years	If below 15 members appears				If net loss is greater than 20% appears			If no report in 3 months appears in	When more than one year appears in	Number of repeat terms	Notes the officers that do not have an active	If no report at 12 months appears in red		
Clubs less than two years old																	
155904	Muncie	12/03/2023	Active	21	0	0	0	0.00%	21		13			VP,SC	1		
Clubs more than two years old																	
9586	ALBANY	09/15/1936	Active	36	1	1	0	0.00%	38	1	2			N	P,M,SC	1	
Exc Award (06/30/2019)																	
9588	ANDERSON NOON	01/12/1922	Active	35	0	1	-1	-2.78%	36	15	0			N	M,SC	0	\$350.00
9591	CARMEL	04/24/1936	Active	87	2	4	-2	-2.25%	93	6	0			N	SC	0	\$5,730.00
Exc Award (06/30/2021, 06/30/2022, 06/30/20)																	
9593	COWAN	01/19/1957	Active	15	0	0	0	0.00%	15		5		3		M,VP,SC	5	
9595	DUNKIRK	01/21/1935	Active	13	0	0	0	0.00%	13		2		10		S,M,VP,SC	1	
9597	ELWOOD	10/21/1935	Active	18	2	1	1	5.88%	17	12	2		2	N	M,SC	5	
9598	FAIRMOUNT	12/27/1946	Active	20	0	0	0	0.00%	21		9		9		P,S,M,VP,SC	0	
9601	FOWLERTON	12/17/1966	Active	24	4	0	4	20.00%	18		0				T,M,VP,SC	3	
9602	FRANKTON	05/19/1958	Active	19	0	0	0	0.00%	20		9			N	VP,SC	4	
9603	GASTON	01/11/1935	Active	48	0	1	-1	-2.04%	46	2	2			N	M	0	
9604	GREENTOWN	06/19/1945	Active	145	11	2	9	6.62%	139	9	0			N	SC	0	\$1,220.00
Exc Award (06/30/2018, 06/30/2019, 06/30/20)																	
47224	KOKOMO & AREA	04/20/1987	Active	18	3	2	1	5.88%	17	11	0		7		M,VP,SC	0	
9608	LAPEL	01/27/1942	Active	37	3	1	2	5.71%	38	2	3				T,M,VP,SC	1	
9610	LYNN	04/17/1945	Active	18	0	1	-1	-5.26%	19	7	3		2		T,VP,SC	0	
9611	MARION	09/30/1921	Active	13	1	2	-1	-7.14%	20	7	4		3	N	M,SC	0	
9614	MATTHEWS	03/06/1953	Active	30	4	1	3	11.11%	29	0	2			N	T,M,VP	0	\$20.00
9618	NOBLESVILLE	05/06/1942	Active	82	13	1	12	17.14%	68	1	0			N		0	\$1,360.00
Exc Award (06/30/2021, 06/30/2023, 06/30/20)																	
9621	PENDLETON	07/17/1925	Active	26	0	5	-5	-16.13%	33	8	1				M,VP,SC	1	
Exc Award (06/30/2023)																	



Club Health Assessment for District 25 D through January 2025

Club Number	Club Name	Charter Date	Status	Membership							Reports					Finance	LCIF
				Current Member Count	YTD Members Added	YTD Members Dropped	YTD Net Growth	YTD Net Growth%	Member Count 12 Months Ago	Avg. length of service for dropped members	Months Since Last MMR ***	Yrs. Since Last Officer Report	President Rotation	Vice President Reported ****	Months Since Last Activity Report ***	Account Balance	Donations for current Fiscal Year
			Number of times on status quo within last two years	If below 15 members appears				If net loss is greater than 20% appears			If no report in 3 months appears	When more than one year appears in	Number of repeat terms	Notes the officers that do not have an active	If no report at 12 months appears in red		
9623	PORTLAND	04/02/1937	Active	32	0	1	-1	-3.03%	30	1	1			N	P,M,SC	1	
9624	REDKEY	08/04/1941	Active	22	0	0	0	0.00%	23		9	1	None		P,S,T,M,VP SC	6	
9627	RUSSIAVILLE	12/06/1945	Active	45	2	0	2	4.65%	38		6			R	M,SC	0	\$760.00
	Exc Award (06/30/2022, 06/30/2023, 06/30/20																
9628	SARATOGA	12/04/1950	Active	52	3	0	3	6.12%	50		4			N	M	4	
	Exc Award (06/30/2016, 06/30/2018, 06/30/20																
9629	SELMA	02/27/1952	Active	23	1	2	-1	-4.17%	22	8	3			N	P,SC	4	
9630	SHARPSVILLE	12/18/1945	Active	1	0	5	-5	-83.33%	6	42	2		3		M,VP,SC	2	
46235	SHERIDAN	05/27/1986	Active	39	0	0	0	0.00%	39		5				M,VP,SC	5	
9633	SWEETSER	11/27/1945	Active	17	1	2	-1	-5.56%	19	8	0				M,VP,SC	1	
9635	TIPTON	03/30/1949	Active	31	1	3	-2	-6.06%	32	4	0			N	SC	2	\$500.00
9637	UNION CITY	11/20/1947	Active	24	0	1	-1	-4.00%	26	1	4			N	T,M,SC	0	
	Exc Award (06/30/2023)																
9639	UPLAND	03/29/1945	Active	16	0	0	0	0.00%	24		10			R	SC	5	
9640	VAN BUREN	02/07/1935	Active	28	2	1	1	3.70%	27	1	2		2	N	M,SC	5	\$100.00
9641	WAYNE FALL L C	03/01/1966	Active	14	0	0	0	0.00%	13		8			N	M,SC	1	
9642	WESTFIELD	10/08/1930	Active	68	4	3	1	1.49%	64	6	3			N	M,SC	2	
	Exc Award (06/30/2016, 06/30/2019, 06/30/20																
9643	WINCHESTER	03/15/1937	Active	21	2	0	2	10.53%	19		4		4		VP,SC	6	90+ Days \$100.00

Clubs Cancelled Previous Fiscal Year – Clubs Cancelled within last 12 months may be reinstated

Club Number	Club Name	Charter Date	Current Status*	Cancellation Date
9638	UNION TOWNSHIP L C	11/11/1947	Cancelled(6*)	06/29/2024



Club Health Assessment for District 25 D through January 2025

				Status				Membership						Reports				Finance		LCIF
Club Number	Club Name	Charter Date			Current Member Count	YTD Members Added	YTD Members Dropped	YTD Net Growth	YTD Net Growth%	Member Count 12 Months Ago	Avg. length of service for dropped members	Months Since Last MMR ***	Yrs. Since Last Officer Report	President Rotation	Vice President Reported ****	Months Since Last Activity Report ***	Account Balance	Donations for current Fiscal Year		
					Number of times on status quo within last two years		If below 15 members appears		If net loss is greater than 20% appears			If no report in 3 months appears in	When more than one year appears in	Number of repeat terms	Notes the officers that do not have an active	If no report at 12 months appears in red				
Current Total Clubs Count	YTD New Clubs Count	YTD Cancelled Clubs Count	YTD Net Club Gain	Current Total Members Count	YTD Add	YTD Drop	YTD Net Growth	YTD Net Growth %	Member Count 12 Months Ago	Average Member Count Per Club	% of Clubs with less than 20 members	% No MMR in 3 Months	% No Officer Report in 12 Months	% of Clubs with balance 90+ days	Number of Clubs in Status Quo	% Status Quo Clubs in Financial Suspension	Number of Cancelled Clubs	Average Cancelled Club Age	Members Lost Due to Cancellation	% of Clubs Cancelled for Non-Financial Reasons
34	0	0	0	1,138	60	41	19	1.70%	1,133	33	32%	50%	3%	3%	0	0%	0	0	0	0%

* - P - Priority Club. Cancellation Reasons: 1-Objectives/conduct, 2-Non-active club, 5-Non-existing club, 6-Disbanding, 7-Merger, 8-Financial Suspension, 9-District/Multiple District Dues.

** - Abbreviation: P-President, S-Secretary, T-Treasurer, M-Member Chairperson, VP-First Vice President, MC-Communications Chairperson, SC-Service Chairperson

*** - Abbreviation: N/R - Never reported using the Lions Clubs website, N/A - Not applicable, No password registered for the Lions Clubs website.

**** - Abbreviation: N - New, IP - Immediate Past, R - Repeat.



Club Health Assessment for District 25 E through January 2025

			Status	Membership							Reports					Finance		LCIF
Club Number	Club Name	Charter Date		Current Member Count	YTD Members Added	YTD Members Dropped	YTD Net Growth	YTD Net Growth%	Member Count 12 Months Ago	Avg. length of service for dropped members	Months Since Last MMR ***	Yrs. Since Last Officer Report	President Rotation	Vice President Reported ****	Months Since Last Activity Report ***	Account Balance	Donations for current Fiscal Year	
			Number of times on status quo within last two years	If below 15 members appears					If net loss is greater than 20% appears			If no report in 3 months appears in	When more than one year appears in	Number of repeat terms	Notes the officers that do not have appears in an active	If no report at 12 months red		
Clubs more than two years old																		
9647	BEDFORD	04/22/1948	Active	45	1	1	0	0.00%	44	2	0			N	SC	0	\$618.90	
Exc Award (06/30/2019)																		
63115	BEDFORD NOON	05/01/2000	Active	14	1	0	1	7.69%	14		5			N	SC	0	\$86.00	
9649	BLOOMFIELD	03/09/1950	Active	6	2	0	2	50.00%	5		4				S,M,VP,SC	3		
9650	BLOOMINGTON INC	09/29/1928	Cancelled(6*)	0	0	0	0	0.00%	19		7	1	None		P,S,T,M,VP SC	10		
9652	BOONVILLE	03/09/1951	Active	22	0	4	-4	-15.38%	26	13	6		19		M,VP,SC	24+	\$24.00	
9683	BROWN COUNTY LC	02/05/1943	Active	34	3	1	2	6.25%	41	19	0		3		VP,SC	20	\$500.00	
9654	BROWNSTOWN	08/24/1927	Active	6	0	0	0	0.00%	7		0		7	R	SC	0	\$9.40	
111273	CANTON	06/09/2011	Active	21	0	0	0	0.00%	21		0			N	M,SC	1	\$100.00	
82874	CHANDLER	06/28/2004	Active	23	2	4	-2	-8.00%	30	11	0			N	M,SC	24+	\$22.65	
48859	CORYDON	08/18/1988	Active	17	1	0	1	6.25%	17		6			R	P,SC	7	\$180.07	
33524	ELBERFELD	03/21/1977	Active	17	0	0	0	0.00%	18		5			N	P,SC	2		
77284	ELIZABETH	08/25/2003	Active	18	0	0	0	0.00%	19		2		4	R	SC	12	\$200.00	
9662	ELLETTSVILLE	05/08/1947	Active	29	0	1	-1	-3.33%	24	1	0		3	R	M,SC	0	\$125.00	
Exc Award (06/30/2020)																		
9665	EVANSVILLE EASTSIDE	08/02/1956	Active	20	0	0	0	0.00%	23		6				M,VP,SC	1	\$150.00	
105942	FAYETTEVILLE COMMUNITY	06/23/2009	Active	58	0	0	0	0.00%	58		5			N	SC	0	\$200.28	
Exc Award (06/30/2018)																		
9666	FRANCISCO	04/02/1947	Active	11	0	2	-2	-15.38%	13	1	1		5	R	M,SC	24+		
98836	FREDERICKSBURG	03/22/2007	Active	13	0	0	0	0.00%	14		7		5		M,VP,SC	24+		
9667	FRENCH LICK WEST BADEN	08/23/1950	Active	21	0	2	-2	-8.70%	24	14	1		9		VP,SC	1	\$128.00	
Exc Award (06/30/2018, 06/30/2019, 06/30/2020)																		
107008	GEORGETOWN	12/08/2009	Active	25	4	1	3	13.64%	20	15	2				VP,SC	1	90+ Days \$150.00	
31740	HARDINSBURG	02/24/1976	Active	5	0	0	0	0.00%	5		45		7		P,M,VP,SC	24+		
33661	INDIAN CREEK L C	04/30/1977	Active	17	1	1	0	0.00%	18	22	0			N	SC	4	\$210.00	



Club Health Assessment for District 25 E through January 2025

			Status	Membership							Reports					Finance		LCIF
Club Number	Club Name	Charter Date		Current Member Count	YTD Members Added	YTD Members Dropped	YTD Net Growth	YTD Net Growth%	Member Count 12 Months Ago	Avg. length of service for dropped members	Months Since Last MMR ***	Yrs. Since Last Officer Report	President Rotation	Vice President Reported ****	Months Since Last Activity Report ***	Account Balance	Donations for current Fiscal Year	
			Number of times on status quo within last two years	If below 15 members appears				If net loss is greater than 20% appears			If no report in 3 months appears in	When more than one year appears in	Number of repeat terms	Notes the officers that do not have an active	If no report at 12 months appears in red			
9669	IRELAND	03/17/1959	Active	68	1	1	0	0.00%	69	33	0		2	R	S	0		
	Exc Award (06/30/2019)																	
9671	JASPER	10/25/1950	Active	32	1	0	1	3.23%	31		4			N	T,M,SC	1		\$1,000.00
51607	LANESVILLE	05/06/1991	Active	22	1	1	0	0.00%	22	2	0			IP	M,SC	0		\$50.00
9674	LYNNVILLE	01/24/1952	Active	12	0	0	0	0.00%	12		13		19		T,M,VP,SC	24+		
101582	MEDORA COMMUNITY	03/27/2008	Active	20	2	1	1	5.26%	19	3	3			N	P,SC	0		\$67.25
91782	MITCHELL	12/07/2005	Active	21	0	0	0	0.00%	21		7			N	M,SC	2		
9681	MOUNT VERNON	05/07/1952	P- Active	0	0	0	0	0.00%	0		13		None		P,S,T,M,VP SC	24+		
9682	MT OLYMPUS	04/11/1968	Active	28	0	0	0	0.00%	28		17			IP	M,VP,SC	1		
9684	NEW ALBANY	02/05/1941	Active	65	3	0	3	4.84%	62		3			N		0		\$306.00
	Exc Award (06/30/2018, 06/30/2019, 06/30/20																	
83139	NEW MIDDLETOWN	07/15/2004	Active	8	1	3	-2	-20.00%	10	16	0		12	R	P,T,M,VP,SC	14		\$45.00
59994	NEW SALISBURY	10/14/1997	Active	16	0	0	0	0.00%	16		8				P,VP,SC	0		\$20.00
9685	OAKLAND CITY	11/01/1965	Active	17	0	1	-1	-5.56%	21	20	6		2	R	P,VP	1		\$10.00
9686	ODON	10/04/1929	Active	43	2	2	0	0.00%	41	5	0			N	M,SC	24+		\$2,100.00
49676	PALMYRA	06/30/1989	Active	15	0	1	-1	-6.25%	17	6	2		3	N	M,SC	4		\$125.00
9676	PAOLI MERIDIAN L C	09/27/1954	Active	22	0	0	0	0.00%	22		19		3		M,VP,SC	24+		
	Exc Award (06/30/2017)																	
108647	PERSHING TOWNSHIP	06/16/2010	Active	7	0	0	0	0.00%	7		9		14	R	P,M,VP,SC	3		
9709	PETERSBURG	03/03/1970	Active	17	6	0	6	54.55%	13		2			N	SC	12		\$115.00
	Exc Award (06/30/2016, 06/30/2017, 06/30/20																	
49344	RAMSEY	03/29/1989	Active	19	0	0	0	0.00%	19		1			IP		0		(\$4,800.00)
9696	SALEM	02/22/1926	Active	21	0	0	0	0.00%	21		8			N	M,SC	8		\$584.00
9697	SANDBORN	05/17/1955	Active	31	0	2	-2	-6.06%	34	2	0		2	R	SC	0		\$505.00
9698	SEYMOUR EVENING	10/28/1925	Active	13	0	1	-1	-7.14%	15	3	1			N	SC	8		\$5.00
38284	SEYMOUR NOON	04/07/1980	Active	48	3	2	1	2.13%	46	9	0			N		1		



Club Health Assessment for District 25 E through January 2025

			Status	Membership							Reports					Finance		LCIF
Club Number	Club Name	Charter Date		Current Member Count	YTD Members Added	YTD Members Dropped	YTD Net Growth	YTD Net Growth%	Member Count 12 Months Ago	Avg. length of service for dropped members	Months Since Last MMR ***	Yrs. Since Last Officer Report	President Rotation	Vice President Reported ****	Months Since Last Activity Report ***	Account Balance	Donations for current Fiscal Year	
			Number of times on status quo within last two years	If below 15 members appears			If net loss is greater than 20% appears				If no report in 3 months appears in	When more than one year appears in	Number of repeat terms		Notes the officers that do not have an active	If no report at 12 months appears in red		
Exc Award (06/30/2022)																		
9699	SHOALS	02/11/1946	Active	27	1	0	1	3.85%	27		5		2	R	SC	24+	90+ Days	\$100.00
9701	STINESVILLE	10/01/1968	Active	18	0	1	-1	-5.26%	20	56	5		2		P,T,M,VP,SC	1		
142746	Sullivan County	08/28/2020	Active	33	3	3	0	0.00%	33	3	1				VP	0		\$2,307.13
Exc Award (06/30/2024)																		
48257	TELL CITY	03/14/1988	Active	18	0	0	0	0.00%	18		9		8	R	M,SC	19		\$105.00
97177	WHEATLAND	05/23/2006	Active	9	0	0	0	0.00%	9		13		18	R	P,T,M,VP,SC	18		
86105	WINSLOW	04/06/2005	Active	20	2	1	1	5.26%	19	7	0		9		P,M,VP,SC	24+	90+ Days	
9710	WORTHINGTON	11/28/1947	Active	12	0	2	-2	-14.29%	14	4	1			R	P,M,SC	9		

Clubs Cancelled Previous Fiscal Year – Clubs Cancelled within last 12 months may be reinstated

Club Number	Club Name	Charter Date	Current Status*	Cancellation Date
119655	Dugger	06/17/2013	Cancelled(6*)	06/29/2024
101256	MARTINSBURG	02/22/2008	Cancelled(6*)	11/29/2023
115737	TENNYSON	02/13/2012	Cancelled(6*)	06/29/2024

Current Total Clubs Count	YTD New Clubs Count	YTD Cancelled Clubs Count	YTD Net Club Gain	Current Total Members Count	YTD Add	YTD Drop	YTD Net Growth	YTD Net Growth %	Member Count 12 Months Ago	Average Member Count Per Club	% of Clubs with less than 20 members	% No MMR in 3 Months	% No Officer Report in 12 Months	% of Clubs with balance 90+ days	Number of Clubs in Status Quo	% Status Quo Clubs in Financial Suspension	Number of Cancelled Clubs	Average Cancelled Club Age	Members Lost Due to Cancellation	% of Clubs Cancelled for Non-Financial Reasons
49	0	1	-1	1,104	41	39	2	0.18%	1,146	23	49%	51%	0%	6%	0	0%	1	135	0	100%

* - P - Priority Club. Cancellation Reasons: 1-Objectives/conduct, 2-Non-active club, 5-Non-existing club, 6-Disbanding, 7-Merger, 8-Financial Suspension, 9-District/Multiple District Dues.

** - Abbreviation: P-President, S-Secretary, T-Treasurer, M-Member Chairperson, VP-First Vice President, MC-Communications Chairperson, SC-Service Chairperson

*** - Abbreviation: N/R - Never reported using the Lions Clubs website, N/A - Not applicable, No password registered for the Lions Clubs website.

**** - Abbreviation: N - New, IP - Immediate Past, R - Repeat.



Club Health Assessment for District 25 F through January 2025

			Status	Membership							Reports					Finance	LCIF	
Club Number	Club Name	Charter Date		Current Member Count	YTD Members Added	YTD Members Dropped	YTD Net Growth	YTD Net Growth%	Member Count 12 Months Ago	Avg. length of service for dropped members	Months Since Last MMR ***	Yrs. Since Last Officer Report	President Rotation	Vice President Reported ****	Months Since Last Activity Report ***	Account Balance	Donations for current Fiscal Year	
			Number of times on status quo within last two years	If below 15 members appears					If net loss is greater than 20% appears			If no report in 3 months appears in	When more than one year appears in	Number of repeat terms	Notes the officers that do not have an active	If no report at 12 months appears in red		
Clubs more than two years old																		
9712	AURORA	12/26/1947	Active	48	4	1	3	6.67%	47	10	5			N	M,SC	22		\$150.00
Exc Award (06/30/2017)																		
9713	AUSTIN	04/17/1939	Active(1)	12	0	0	0	0.00%	12		11	1	None		P,S,T,M,VP SC	24+		
9714	BATESVILLE	12/14/1942	Active	15	0	0	0	0.00%	15		10		2	N	T,M,SC	9		\$100.00
9715	BEECH GROVE	11/05/1937	Active	24	1	2	-1	-4.00%	24	28	0		4		VP,SC	0		
Exc Award (06/30/2019, 06/30/2021, 06/30/2023)																		
9716	BEN DAVIS	05/10/1951	Active	21	0	0	0	0.00%	20		4			N	M,SC	2		
Exc Award (06/30/2017)																		
9718	BLUE RIVER L C	02/11/1970	Active	23	0	0	0	0.00%	23		11			N	S,M,SC	7		
9719	BORDEN	02/02/1939	Active	22	0	0	0	0.00%	22		4		4		M,VP,SC	4		
34827	BRIGHT	12/29/1977	Active	74	2	0	2	2.78%	72		0		3	N	SC	1		\$300.00
Exc Award (06/30/2017)																		
9721	CARTHAGE	06/29/1942	Active	22	0	3	-3	-12.00%	25	15	2	1	None		P,S,T,M,VP SC	2		
9722	CENTERVILLE	07/20/1944	Active	22	1	0	1	4.76%	22		0			R	SC	1		\$500.00
Exc Award (06/30/2023)																		
9723	CHARLESTOWN	02/22/1934	Active	19	0	0	0	0.00%	21		9		4	R	M,VP,SC	24+		
9724	CHARLOTTESVILLE	10/25/1955	Active	25	0	0	0	0.00%	26		7		2		P,M,VP,SC	11		\$2,500.00
9726	CLERMONT	02/26/1945	Active	51	16	7	9	21.43%	44	14	0			N	SC	2		\$1,483.33
Exc Award (06/30/2016, 06/30/2019, 06/30/2023)																		
9728	CONNERSVILLE	03/20/1923	Active	35	1	2	-1	-2.78%	39	12	0		7		T,M,VP,SC	24+		\$1,000.00
9730	DECATUR CENTRAL	03/06/1945	Active	23	0	4	-4	-14.81%	29	10	1		2	N	M,SC	3		
Exc Award (06/30/2016, 06/30/2023)																		
9731	ECONOMY	04/20/1959	Active	21	0	2	-2	-8.70%	23	33	0			N	P,M,VP,SC	11		\$100.00
9732	EDINBURGH	01/14/1943	Active	25	8	2	6	31.58%	22	13	0		5		M,VP,SC	11		\$1,000.00
9733	EVERTON	04/24/1956	Active	13	0	0	0	0.00%	13		10	1	None		P,S,T,M,VP SC	12		
47291	FAIRLAND TRITON COMMUNITY	04/30/1987	Active	11	0	0	0	0.00%	13		7		8		M,VP,SC	24+		



Club Health Assessment for District 25 F through January 2025

			Status	Membership							Reports					Finance		LCIF
Club Number	Club Name	Charter Date		Current Member Count	YTD Members Added	YTD Members Dropped	YTD Net Growth	YTD Net Growth%	Member Count 12 Months Ago	Avg. length of service for dropped members	Months Since Last MMR ***	Yrs. Since Last Officer Report	President Rotation	Vice President Reported ****	Months Since Last Activity Report ***	Account Balance	Donations for current Fiscal Year	
			Number of times on status quo within last two years	If below 15 members appears				If net loss is greater than 20% appears			If no report in 3 months appears in	When more than one year appears in	Number of repeat terms	Notes the officers that do not have an active	If no report at 12 months red			
9736	FOUNTAIN CITY	10/30/1947	Active	3	0	0	0	0.00%	3		5		3	S,M,VP,SC	11			
	Exc Award (06/30/2017)																	
9737	FRANKLIN	02/20/1945	Active	22	0	0	0	0.00%	21		8		2	R VP,SC	4		\$200.00	
	Exc Award (06/30/2017, 06/30/2019)																	
9738	GREENFIELD	03/17/1936	Active	10	0	0	0	0.00%	16		7			N P,S,M,VP,SC	24+		\$100.00	
9739	GREENSBURG	11/05/1948	Active	19	0	0	0	0.00%	19		11	1	None	P,S,T,M,VP SC	18		\$600.00	
9742	HOPE	09/20/1930	Active	6	0	2	-2	-25.00%	8	35	2		23	T,M,VP,SC	24+			
35166	INDIANAPOLIS CENTER TWP	03/17/1978	Active	24	0	1	-1	-4.00%	25	36	1		7	R T,M,SC	0		\$525.00	
	Exc Award (06/30/2022)																	
9744	INDIANAPOLIS CHAPEL HILL	12/16/1970	Active	16	0	1	-1	-5.88%	17	33	0		5	R T	5			
9743	INDIANAPOLIS DOWNTOWN	02/02/1921	Active	10	0	0	0	0.00%	9		7		4	T,M,VP,SC	24+			
9745	INDIANAPOLIS FRANKLIN TOWNSHIP	06/15/1971	Active	9	0	1	-1	-10.00%	11	53	6		4	R M,VP,SC	1			
9768	INDIANAPOLIS WASHINGTON TWNSHP	04/23/1959	Active	18	1	5	-4	-18.18%	23	27	0		2	R SC	9		\$5.00	
	Exc Award (06/30/2016)																	
9752	LAWRENCE	05/29/1944	Active	4	0	3	-3	-42.86%	7	43	2		2	M,VP,SC	24+			
9753	LAWRENCEBURG	04/23/1946	Active	45	6	0	6	15.38%	39		4		5	R M,SC	4			
9755	LIBERTY	11/19/1947	Active	30	2	1	1	3.45%	28	51	1			N S,T,SC	24+			
	Exc Award (06/30/2018)																	
9756	MADISON	11/17/1949	Active	15	0	0	0	0.00%	15		11	1	None	P,S,T,M,VP SC	24+			
	Exc Award (06/30/2017)																	
9757	MANILLA	01/11/1949	Active(1)	16	3	0	3	23.08%	13		0		None	N P,T,M,VP,SC	24+			
88943	METAMORA	07/11/2005	Active	3	0	0	0	0.00%	3		0		17	P,T,M,VP,SC	24+			
9759	MIDDLETOWN	01/27/1949	Active	34	0	4	-4	-10.53%	38	7	1		None	P,T,M,VP,SC	0		\$10.00	
9760	MILAN	04/07/1960	Active	54	4	2	2	3.85%	50	10	0			N M,SC	0		\$2,668.16	
	Exc Award (06/30/2016, 06/30/2017, 06/30/2020)																	
9762	MORRISTOWN	11/14/1944	Active	10	0	0	0	0.00%	10		11	1	None	P,S,T,M,VP SC	24+			



Club Health Assessment for District 25 F through January 2025

			Status	Membership							Reports				Finance		LCIF
Club Number	Club Name	Charter Date		Current Member Count	YTD Members Added	YTD Members Dropped	YTD Net Growth	YTD Net Growth%	Member Count 12 Months Ago	Avg. length of service for dropped members	Months Since Last MMR ***	Yrs. Since Last Officer Report	President Rotation	Vice President Reported *****	Months Since Last Activity Report ***	Account Balance	Donations for current Fiscal Year
			Number of times on status quo within last two years	If below 15 members appears				If net loss is greater than 20% appears			If no report in 3 months appears in	When more than one year appears in	Number of repeat terms	Notes the officers that do not have an active	If no report at 12 months appears in red		
9758	NETTLE CREEK	12/28/1944	Active	7	0	0	0	0.00%	7		11	1	None	P,S,T,M,VP SC	11	90+ Days	
9765	NEW PALESTINE	06/22/1943	Active	20	3	5	-2	-9.09%	27	3	5		N	T,M,SC	24+		
	Exc Award (06/30/2017)																
9766	NEW SALEM	10/31/1950	Active	34	0	0	0	0.00%	34		7		4	M,VP,SC	24+		
	Exc Award (06/30/2017)																
9771	OSGOOD	04/27/1965	Active	39	1	0	1	2.63%	37		3			N	SC	3	\$1,000.00
	Exc Award (06/30/2021)																
9770	PIKE TOWNSHIP	01/31/1956	Active	23	0	1	-1	-4.17%	23	47	2				M,VP,SC	11	\$196.00
9772	RICHMOND NOON	10/05/1924	Active	21	3	5	-2	-8.70%	23	12	0			N	M,SC	3	\$1,500.00
	Exc Award (06/30/2019)																
9774	RISING SUN	06/03/1946	Active	18	0	0	0	0.00%	18		9		2	R	P,M,VP,SC	24+	
9776	SCOTTSBURG	12/02/1925	Active	21	1	2	-1	-4.55%	21	16	1		2		P,M,VP,SC	24+	
9778	SHELBYVILLE	09/16/1929	Active	27	3	1	2	8.00%	26	10	0		3	R	M,SC	3	
	Exc Award (06/30/2018)																
9780	SOUTHPORT	12/20/1944	Active	27	3	3	0	0.00%	31	8	2		2	N	M,SC	0	\$100.00
	Exc Award (06/30/2016)																
9781	SPEEDWAY	11/27/1939	Active	65	5	4	1	1.56%	68	10	0			N	SC	0	\$3,035.00
	Exc Award (06/30/2023)																
9783	SULPHUR SPRINGS	02/13/1964	Active	19	0	1	-1	-5.00%	20	61	1			N		1	
9785	VERSAILLES	02/24/1942	Active	36	1	0	1	2.86%	38		0		2	R	M,SC	3	
46013	VEVAY SWITZERLAND CO	04/11/1986	Active(1)	19	0	0	0	0.00%	19		9		2	R	M,SC	10	
9786	WILLIAMSBURG	11/27/1956	Active	13	0	5	-5	-27.78%	17	21	1			R	M,SC	0	\$30.00
	Exc Award (06/30/2018, 06/30/2023, 06/30/20																

Clubs Cancelled Previous Fiscal Year – Clubs Cancelled within last 12 months may be reinstated

Club Number	Club Name	Charter Date	Current Status*	Cancellation Date
49190	BROOKVILLE AREA	02/09/1989	Cancelled(6*)	07/29/2023



Club Health Assessment for District 25 F through January 2025

				Status				Membership						Reports				Finance		LCIF	
Club Number	Club Name	Charter Date																			

* - P - Priority Club. Cancellation Reasons: 1-Objectives/conduct, 2-Non-active club, 5-Non-existing club, 6-Disbanding, 7-Merger, 8-Financial Suspension, 9-District/Multiple District Dues.

** - Abbreviation: P-President, S-Secretary, T-Treasurer, M-Member Chairperson, VP-First Vice President, MC-Communications Chairperson, SC-Service Chairperson

*** - Abbreviation: N/R - Never reported using the Lions Clubs website, N/A - Not applicable, No password registered for the Lions Clubs website.

**** - Abbreviation: N - New, IP - Immediate Past, R - Repeat.




Club Health Assessment for District 25 G through January 2025

			Status	Membership							Reports					Finance	LCIF
Club Number	Club Name	Charter Date		Current Member Count	YTD Members Added	YTD Members Dropped	YTD Net Growth	YTD Net Growth%	Member Count 12 Months Ago	Avg. length of service for dropped members	Months Since Last MMR ***	Yrs. Since Last Officer Report	President Rotation	Vice President Reported ****	Months Since Last Activity Report ***	Account Balance	Donations for current Fiscal Year
			Number of times on status quo within last two years	If below 15 members appears				If net loss is greater than 20% appears			If no report in 3 months appears in	When more than one year appears in	Number of repeat terms	Notes the officers that do not have an active	If no report at 12 months red		
Clubs more than two years old																	
9787	AKRON	06/19/1947	Active	43	9	1	8	22.86%	35	23	1			M,VP,SC	0		\$2,000.00
	Exc Award (06/30/2022)																
9789	ARGOS	02/01/1937	Active	24	2	0	2	9.09%	22		4		3	R	P,SC	24+	
	Exc Award (06/30/2022)																
9790	ATWOOD	10/06/1954	Active	22	0	3	-3	-12.00%	26	12	0		4	R	M,SC	24+	
	Exc Award (06/30/2018)																
9791	BAUGO TOWNSHIP	10/09/1958	Active	48	1	2	-1	-2.04%	49	11	3			N	SC	5	\$100.00
	Exc Award (06/30/2016, 06/30/2021)																
9792	BOURBON	06/25/1931	Active	9	0	0	0	0.00%	9		3		11		P,M,VP,SC	24+	
9798	CLAY GRANGER	02/23/1950	Active	11	0	0	0	0.00%	13		7		3		M,VP,SC	11	\$450.00
9797	CLAYPOOL	11/16/1936	Active	11	0	3	-3	-21.43%	10	29	4		5		S,T,M,VP,SC	N/R	
9799	CONVERSE	05/03/1929	Active	5	0	0	0	0.00%	5		9		3		M,VP,SC	24+	\$100.00
9800	CULVER	04/15/1943	Active	56	1	6	-5	-8.20%	72	12	1			N	SC	18	
	Exc Award (06/30/2019)																
47295	DENVER COMMUNITY	05/06/1987	Active	24	0	0	0	0.00%	24		13	1	None		P,S,T,M,VP SC	13	
	Exc Award (06/30/2016)																
9801	DUNLAP	10/19/1955	Active	59	4	3	1	1.72%	55	5	0			N		0	\$4,643.89
	Exc Award (06/30/2016, 06/30/2017, 06/30/20)																
9802	ELKHART	12/20/1923	Active	43	4	8	-4	-8.51%	47	26	0		2	N	M,SC	15	\$1,500.00
9804	ETNA GREEN	07/05/1946	Active	13	0	0	0	0.00%	13		9			N	P,M,SC	7	
61814	FULTON LIBERTY	04/23/1999	Active	20	0	1	-1	-4.76%	23	2	6		2	R	M,SC	0	
9809	GRASSCREEK	04/11/1973	Active	33	0	0	0	0.00%	29		7				M,VP,SC	1	\$1,200.00
	Exc Award (06/30/2016, 06/30/2017, 06/30/20)																
9810	GREENE TOWNSHIP L C	01/29/1970	Active	31	1	1	0	0.00%	32	54	0				M,VP,SC	2	
	Exc Award (06/30/2017)																
9811	LA FONTAINE	11/17/1939	Active	20	1	1	0	0.00%	18	0	2			N	M,SC	0	\$10.00
	Exc Award (06/30/2016, 06/30/2017, 06/30/20)																




Club Health Assessment for District 25 G through January 2025

			Status	Membership							Reports					Finance	LCIF
Club Number	Club Name	Charter Date		Current Member Count	YTD Members Added	YTD Members Dropped	YTD Net Growth	YTD Net Growth%	Member Count 12 Months Ago	Avg. length of service for dropped members	Months Since Last MMR ***	Yrs. Since Last Officer Report	President Rotation	Vice President Reported ****	Months Since Last Activity Report ***	Account Balance	Donations for current Fiscal Year
			Number of times on status quo within last two years	If below 15 members appears				If net loss is greater than 20% appears			If no report in 3 months appears in	When more than one year appears in	Number of repeat terms	Notes the officers that do not have an active	If no report at 12 months appears in red		
9849	LAKE CITY	12/27/1954	Active	14	0	0	0	0.00%	16		1		4	N	9		
9813	LAKETON	05/11/1951	Active	11	0	2	-2	-15.38%	14	2	0			R	SC	0	\$200.00
	Exc Award (06/30/2016, 06/30/2022, 06/30/20																
9814	LAKEVILLE	06/28/1943	Active	69	5	3	2	2.99%	67	14	0		2	N	SC	0	\$2,523.00
	Exc Award (06/30/2018, 06/30/2022, 06/30/20																
9815	LAPAZ	06/30/1943	Active	32	1	2	-1	-3.03%	33	30	1		20		VP,SC	4	\$100.00
	Exc Award (06/30/2023)																
9816	LEESBURG	09/04/1944	Active	42	1	0	1	2.44%	43		3			N	M,VP,SC	0	\$400.00
	Exc Award (06/30/2016, 06/30/2017, 06/30/20																
9817	LYDICK	03/03/1958	Active	28	0	0	0	0.00%	13		8		8		M,VP,SC	0	
	Exc Award (06/30/2022, 06/30/2024)																
9818	MADISON TOWNSHIP	04/08/1958	Active	30	1	1	0	0.00%	30	44	3		7	N	M,VP	2	\$200.00
	Exc Award (06/30/2016)																
9819	MENTONE	03/31/1933	Active(1)	6	0	1	-1	-14.29%	9	50	2		5		T,M,VP,SC	24+	
45877	MEXICO	03/03/1986	Active	20	0	3	-3	-13.04%	23	9	5		3	R	M,SC	24+	\$150.00
128773	Middlebury	08/31/2016	Active	16	0	0	0	0.00%	15		9			N	SC	4	\$1,884.18
9820	MILFORD	06/20/1944	Active	34	1	0	1	3.03%	33		2		2		S,T,M,VP,SC	19	
	Exc Award (06/30/2018)																
9821	MILLERSBURG	07/20/1945	Active	17	0	1	-1	-5.56%	18	19	2				M,VP,SC	N/R	
9822	MISHAWAKA	07/12/1923	Active	49	2	0	2	4.26%	49		6			N		2	\$385.00
	Exc Award (06/30/2017, 06/30/2018)																
9824	NEW CARLISLE	05/19/1939	Active	14	0	4	-4	-22.22%	18	11	0		2	R	SC	11	
9825	NEW PARIS	11/22/1954	Active	40	5	2	3	8.11%	37	10	0			N		15	
	Exc Award (06/30/2016)																
75986	NORTH MANCHESTER	06/20/2003	Active	16	0	0	0	0.00%	17		7		14		M,VP,SC	0	
9828	NORTH WEBSTER	06/28/1945	Active	21	0	1	-1	-4.55%	21	6	1		9		VP,SC	4	
9832	PERU	10/21/1938	Active	28	5	1	4	16.67%	25	42	1			N	SC	1	\$3,000.00
	Exc Award (06/30/2024)																



Club Health Assessment for District 25 G through January 2025

			Status	Membership						Reports					Finance	LCIF		
Club Number	Club Name	Charter Date		Current Member Count	YTD Members Added	YTD Members Dropped	YTD Net Growth	YTD Net Growth%	Member Count 12 Months Ago	Avg. length of service for dropped members	Months Since Last MMR ***	Yrs. Since Last Officer Report	President Rotation	Vice President Reported ****	Months Since Last Activity Report ***	Account Balance	Donations for current Fiscal Year	
			Number of times on status quo within last two years	If below 15 members appears				If net loss is greater than 20% appears			If no report in 3 months appears in	When more than one year appears in	Number of repeat terms		Notes the officers that do not have an active	If no report at 12 months appears in red		
9834	PLYMOUTH	07/12/1950	Active	24	0	0	0	0.00%	25		7		2	R	M,SC	24+		
Exc Award (06/30/2016)																		
29789	RICHVALLEY	09/10/1974	Active	26	0	0	0	0.00%	26		9		3		M,VP,SC	1		
57422	ROANN COVERED BRIDGE	10/11/1995	Active	26	0	0	0	0.00%	25		5		3	R	T,M,SC	24+		
Exc Award (06/30/2016, 06/30/2022)																		
9836	ROCHESTER	01/27/1943	Active	30	1	0	1	3.45%	29		3		2	R	M	6		\$500.00
Exc Award (06/30/2022)																		
9838	SILVER LAKE	01/25/1937	Active	19	1	1	0	0.00%	17	12	3		6	R	SC	1		
Exc Award (06/30/2016)																		
62096	SOMERSET	06/14/1999	Active	14	0	0	0	0.00%	14		0		2		M,VP,SC	24+		
Exc Award (06/30/2016)																		
9841	SYRACUSE	05/03/1950	Active	17	0	2	-2	-10.53%	21	11	1			IP	M,SC	5		
Exc Award (06/30/2017, 06/30/2021)																		
9843	URBANA	04/15/1952	Active	6	0	1	-1	-14.29%	9	27	6		None		P,T,M,VP,SC	24+		
Exc Award (06/30/2016)																		
9845	WAKARUSA	01/30/1931	Active	19	0	0	0	0.00%	22		8		3		S,T,M,VP,SC	9		\$400.00

Clubs Cancelled Previous Fiscal Year – Clubs Cancelled within last 12 months may be reinstated

Club Number	Club Name	Charter Date	Current Status*	Cancellation Date
47826	SIDNEY	11/12/1987	Cancelled(6*)	12/29/2023

Current Total Clubs Count	YTD New Clubs Count	YTD Cancelled Clubs Count	YTD Net Club Gain	Current Total Members Count	YTD Add	YTD Drop	YTD Net Growth	YTD Net Growth %	Member Count 12 Months Ago	Average Member Count Per Club	% of Clubs with less than 20 members	% No MMR in 3 Months	% No Officer Report in 12 Months	% of Clubs with balance 90+ days	Number of Clubs in Status Quo	% Status Quo Clubs in Financial Suspension	Number of Cancelled Clubs	Average Cancelled Club Age	Members Lost Due to Cancellation	% of Clubs Cancelled for Non-Financial Reasons
44	0	0	0	1,140	46	54	-8	-0.70%	1,151	26	39%	55%	2%	0%	0	0%	0	0	0	0%



Club Health Assessment for District 25 G through January 2025

			Status	Membership							Reports					Finance	LCIF
Club Number	Club Name	Charter Date		Current Member Count	YTD Members Added	YTD Members Dropped	YTD Net Growth	YTD Net Growth%	Member Count 12 Months Ago	Avg. length of service for dropped members	Months Since Last MMR ***	Yrs. Since Last Officer Report	President Rotation	Vice President Reported ****	Months Since Last Activity Report ***	Account Balance	Donations for current Fiscal Year
			Number of times on status quo within last two years	If below 15 members appears				If net loss is greater than 20% appears			If no report in 3 months appears in	When more than one year appears in	Number of repeat terms	Notes the officers that do not have an active	If no report at 12 months appears in red		

* - P - Priority Club. Cancellation Reasons: 1-Objectives/conduct, 2-Non-active club, 5-Non-existing club, 6-Disbanding, 7-Merger, 8-Financial Suspension, 9-District/Multiple District Dues.
** - Abbreviation: P-President, S-Secretary, T-Treasurer, M-Member Chairperson, VP-First Vice President, MC-Communications Chairperson, SC-Service Chairperson
*** - Abbreviation: N/R - Never reported using the Lions Clubs website, N/A - Not applicable, No password registered for the Lions Clubs website.
**** - Abbreviation: N - New, IP - Immediate Past, R - Repeat.




Club Health Assessment for District 43 K through January 2025

			Status	Membership						Reports					Finance		LCIF
Club Number	Club Name	Charter Date		Current Member Count	YTD Members Added	YTD Members Dropped	YTD Net Growth	YTD Net Growth%	Member Count 12 Months Ago	Avg. length of service for dropped members	Months Since Last MMR ***	Yrs. Since Last Officer Report	President Rotation	Vice President Reported ****	Months Since Last Activity Report ***	Account Balance	Donations for current Fiscal Year
			Number of times on status quo within last two years	If below 15 members appears				If net loss is greater than 20% appears			If no report in 3 months appears in	When more than one year appears in	Number of repeat terms	Notes the officers that do not have an active	If no report at 12 months appears in red		
Clubs less than two years old																	
179636	Ballard County	12/09/2024	Newly Chartered	28	28	0	28	100.00%	0		0			M,VP,SC	N/R		
178982	Campbellsville-Taylor County	10/18/2024	Newly Chartered	26	26	0	26	100.00%	0		1			N SC	N/A		
156293	Hopkins County Pactus	11/13/2023	Active	54	11	0	11	25.58%	39		0		2	R	2		
Clubs more than two years old																	
14062	ALBANY	04/27/1942	Active(1)	10	9	0	9	900.00%	17		5			VP,SC	24+		
13949	AUSTIN TRACY	02/25/1957	Active(3)	8	0	0	0	0.00%	8		14		None	P,S,M,VP,SC	6		
121039	Barren County Evening	12/30/2013	Active(1)	9	0	2	-2	-18.18%	15	13	1		2	VP,SC	1		\$550.00
13912	BENTON	01/09/1940	Active	17	1	5	-4	-19.05%	21	16	2		5	N M,VP	2		
13953	BOWLING GREEN EVENING	03/30/1965	Active	4	0	1	-1	-20.00%	10	51	5		5	M,VP,SC	6		\$500.00
13952	BOWLING GREEN NOON	02/26/1931	Active	46	0	4	-4	-8.00%	48	19	1			R	3		\$1,257.90
Exc Award (06/30/2023)																	
13913	CADIZ	06/29/1943	Active	28	0	8	-8	-22.22%	28	8	1			N	0		\$1,467.38
Exc Award (06/30/2018, 06/30/2024)																	
13957	CALHOUN	10/13/1941	Active	14	4	1	3	27.27%	11	2	1		2	R M,SC	2		\$330.00
13914	CALVERT CITY	05/20/1948	Active	26	2	3	-1	-3.70%	29	4	0			N SC	0		
Exc Award (06/30/2022, 06/30/2023)																	
86104	CAVE COUNTRY	04/06/2005	Active	11	1	1	0	0.00%	16	5	0		2	R SC	1		
Exc Award (06/30/2021, 06/30/2023)																	
13959	CENTRAL CITY	03/11/1940	Active	49	2	0	2	4.26%	41		4			N M,VP,SC	1		
13917	CONCORD	03/25/1963	Active	1	0	0	0	0.00%	1		31		11	IP M,SC	1		
13918	CORYDON	01/21/1948	Active	14	0	0	0	0.00%	14		0		23	R S,T,M,VP,SC	1		
13919	CRITTENDEN COUNTY L C	01/26/1972	Active(1)	14	0	0	0	0.00%	14		8			N P,S,M,VP,SC	3		
13961	DAVIESS COUNTY	09/01/1958	Active	46	1	2	-1	-2.13%	46	5	1			N SC	1		
43350	DRAFFENVILLE	01/31/1984	Cancelled(8*)	0	0	5	-5	-100.00%	5	8	6		None	P,S,T,M,VP SC	24+	90+ Days	



Club Health Assessment for District 43 K through January 2025

			Status	Membership							Reports					Finance		LCIF
Club Number	Club Name	Charter Date		Current Member Count	YTD Members Added	YTD Members Dropped	YTD Net Growth	YTD Net Growth%	Member Count 12 Months Ago	Avg. length of service for dropped members	Months Since Last MMR ***	Yrs. Since Last Officer Report	President Rotation	Vice President Reported ****	Months Since Last Activity Report ***	Account Balance	Donations for current Fiscal Year	
			Number of times on status quo within last two years	If below 15 members appears					If net loss is greater than 20% appears		If no report in 3 months appears in	When more than one year appears in	Number of repeat terms		Notes the officers that do not have an active	If no report at 12 months appears in red		
13963	EDMONSON COUNTY L C	10/25/1955	Active	66	13	3	10	17.86%	58	7	0		22	N	T,M,VP,SC	2	90+ Days	\$500.00
13995	ELIZABETH TOWN	09/25/1941	Active	64	9	8	1	1.59%	49	11	0		2	N	SC	0		
Exc Award (06/30/2021, 06/30/2022, 06/30/2023)																		
13964	FORDSVILLE	03/30/1949	Active	7	0	0	0	0.00%	7		92		22		S,T,M,VP,SC	1		
13965	FRANKLIN	02/22/1940	Active	39	0	0	0	0.00%	41		8			N	SC	5		
Exc Award (06/30/2018)																		
13922	FREDONIA	03/29/1957	Active	11	0	0	0	0.00%	15		7		2	R	M,VP,SC	4		
13923	FULTON	06/07/1924	Active	29	0	2	-2	-6.45%	29	25	3		2		M,VP,SC	4		
14074	GAMALIEL	09/06/1946	Active	19	0	0	0	0.00%	21		8	1	None		P,S,T,M,VP SC	1		
13966	GLASGOW	12/15/1932	Active(3)	5	0	0	0	0.00%	5		14	3	None		P,S,T,M,VP SC	2		
13996	GLENDALE	12/19/1946	Active	49	2	0	2	4.26%	50		2			N	SC	3		
129025	Grand Rivers	09/30/2016	Active(1)	2	0	2	-2	-50.00%	4	8	5				VP,SC	2		
13967	GREENVILLE	02/25/1971	Active	25	0	3	-3	-10.71%	28	5	1		2	N	M,SC	3	\$500.00	
Exc Award (06/30/2017, 06/30/2018, 06/30/2023)																		
104204	HANSON	12/22/2008	Active(1)	24	1	3	-2	-7.69%	26	1	2		16		M,VP,SC	4		
13978	HART COUNTY	09/01/1939	Active	27	0	0	0	0.00%	27		13		3	R	SC	2		
13969	HARTFORD-BEAVER DAM	02/27/1948	Active	28	1	0	1	3.70%	27		3		2	R	SC	3		
Exc Award (06/30/2018)																		
13970	HAWESVILLE	11/18/1952	Active	23	3	1	2	9.52%	21	15	0				P,M,VP,SC	2		
13925	HENDERSON	11/21/1939	Active	91	6	9	-3	-3.19%	92	6	0			N		4		
Exc Award (06/30/2022, 06/30/2023)																		
37803	HENDERSON BRFS	12/13/1979	Active	22	0	2	-2	-8.33%	23	5	0				T,M,VP	1		
13998	HODGENVILLE	04/23/1956	Active	16	0	0	0	0.00%	18		5			R	T,M,SC	5		
13929	HOPKINSVILLE	01/19/1940	Active	61	4	2	2	3.39%	63	7	0			N	SC	0	\$25,720.00	
Exc Award (06/30/2017, 06/30/2018, 06/30/2023)																		
46025	KNOTTSVILLE	04/01/1986	Active	26	3	0	3	13.04%	23		1			N	T,M,VP,SC	3		
Exc Award (06/30/2023)																		



Club Health Assessment for District 43 K through January 2025

Club Number	Club Name	Charter Date	Status	Membership							Reports					Finance	LCIF
				Current Member Count	YTD Members Added	YTD Members Dropped	YTD Net Growth	YTD Net Growth%	Member Count 12 Months Ago	Avg. length of service for dropped members	Months Since Last MMR ***	Yrs. Since Last Officer Report	President Rotation	Vice President Reported ****	Months Since Last Activity Report ***	Account Balance	Donations for current Fiscal Year
			Number of times on status quo within last two years	If below 15 members appears				If net loss is greater than 20% appears			If no report in 3 months appears in	When more than one year appears in	Number of repeat terms	Notes the officers that do not have an active	If no report at 12 months red		
47298	LEBANON	05/06/1987	Active	48	5	5	0	0.00%	49	6	5			N	SC	5	\$1,000.00
102155	LEBANON JUNCTION RAILROAD CITY	05/16/2008	Active	11	0	0	0	0.00%	11		65		2	R	T,M,SC	1	
13976	LEITCHFIELD	04/18/1955	Active	45	4	5	-1	-2.17%	44	1	1			N	SC	2	\$350.00
	Exc Award (06/30/2024)																
13974	LEWISBURG	05/18/1956	Active	20	0	0	0	0.00%	16		2		6	R	P,M,SC	6	\$500.00
13975	LEWISPORT	01/16/1959	Active	68	7	1	6	9.68%	61	41	1		2	R	VP,SC	1	
	Exc Award (06/30/2022, 06/30/2023)																
13977	LIVERMORE	02/15/1968	Active	27	3	5	-2	-6.90%	30	8	2		2		VP,SC	1	\$72.00
	Exc Award (06/30/2021, 06/30/2022, 06/30/2023)																
13931	LONE OAK	09/22/1948	Active	36	3	7	-4	-10.00%	42	14	0			IP	SC	0	\$1,200.00
	Exc Award (06/30/2020)																
13933	MADISONVILLE	10/24/1939	Active	62	2	2	0	0.00%	75	22	2			N	M,SC	0	
66470	MADISONVILLE COMM & TECH CLG	06/28/2002	Active	23	1	1	0	0.00%	28	3	2		7	R	SC	0	\$100.00
	Exc Award (06/30/2021, 06/30/2024)																
13934	MAYFIELD	05/14/1920	Active	37	1	3	-2	-5.13%	41	3	0			N	SC	0	
	Exc Award (06/30/2024)																
13935	MORGANFIELD	05/06/1943	Active	47	1	5	-4	-7.84%	50	5	0			N	M,SC	2	
14008	Mt. Washington, Inc.	06/23/1948	Active	93	10	0	10	12.05%	85		0			N	T	0	\$350.00
	Exc Award (06/30/2021, 06/30/2022)																
13936	MURRAY	09/14/1939	Active	36	0	1	-1	-2.70%	39	5	5			N	P,M,SC	3	\$140.00
	Exc Award (06/30/2023)																
130252	Murray Business	03/03/2017	Active	31	4	0	4	14.81%	29		4		3	R	SC	2	
14010	NORTH HARDIN L C	01/05/1970	Active	20	0	0	0	0.00%	20		12		3	R	SC	5	\$400.00
13979	OWENSBORO	06/19/1920	Active	45	0	1	-1	-2.17%	43	1	3			N	M,SC	0	\$200.00
13938	PADUCAH	04/16/1920	Active	37	0	0	0	0.00%	37		7			R	M	0	\$325.00
13980	PARK CITY	08/07/1946	Active	10	0	0	0	0.00%	10		15			N	P,T,VP,SC	0	
13981	RUSSELLVILLE	03/21/1940	Active	19	0	0	0	0.00%	23		5			N	SC	6	



Club Health Assessment for District 43 K through January 2025

			Status								Reports								Finance		LCIF
Club Number	Club Name	Charter Date		Current Member Count	YTD Members Added	YTD Members Dropped	YTD Net Growth	YTD Net Growth%	Member Count 12 Months Ago	Avg. length of service for dropped members	Months Since Last MMR ***	Yrs. Since Last Officer Report	President Rotation	Vice President Reported ****	Months Since Last Activity Report ***	Account Balance	Donations for current Fiscal Year				
			Number of times on status quo within last two years	If below 15 members appears				If net loss is greater than 20% appears			If no report in 3 months appears in	When more than one year appears in	Number of repeat terms	Notes the officers that do not have appears in an active	If no report at 12 months red						
Exc Award (06/30/2023)																					
13982	SACRAMENTO	08/21/1952	Active	20	6	3	3	17.65%	15	14	2		2	R	M,SC	5	\$75.00				
Exc Award (06/30/2023, 06/30/2024)																					
13983	SCOTTSVILLE	06/03/1948	Active(1)	13	12	0	12	1200.00%	12		4				S,T,M,VP,SC	3					
37515	SEDALIA	09/18/1979	Active	44	4	2	2	4.76%	43	45	3				T,M,VP,SC	6					
13944	SMITH MILLS	02/06/1958	Active	17	0	4	-4	-19.05%	21	4	2		6		M,VP,SC	4					
Exc Award (06/30/2023)																					
13985	SMITHS GROVE	06/11/1946	Active	15	2	1	1	7.14%	17	3	1			N	SC	1	\$5,000.00				
Exc Award (06/30/2018)																					
14021	SPRINGFIELD	01/16/1945	Active	6	0	0	0	0.00%	7		7		6		S,T,VP,SC	3	\$1,000.00				
13986	TEMPLE HILL	11/12/1953	Active	25	4	4	0	0.00%	43	16	0		2		VP,SC	6					
14095	TOMPKINSVILLE	09/09/1946	Active	26	0	3	-3	-10.34%	31	1	0		13		P,M,VP,SC	1					
77292	VETTE CITY	06/25/2003	Active	16	1	8	-7	-30.43%	24	8	1				VP,SC	1	\$260.00				
13921	WEBSTER COUNTY	05/14/1969	Active	42	1	7	-6	-12.50%	49	5	4			N	VP	0	90+ Days				
Exc Award (06/30/2018, 06/30/2020, 06/30/2024)																					
13987	WHITESVILLE	11/16/1964	Active	50	1	1	0	0.00%	50	15	3			N	P,SC	0	\$1,000.00				
Exc Award (06/30/2023)																					
13948	WINGO	02/13/1964	Active	20	0	0	0	0.00%	20		11		2	R	SC	6					
14023	ZONETON NORTH BULLITT	05/25/1971	Active(1)	19	0	3	-3	-13.64%	22	41	4		10		P,M,VP,SC	6					
Current Total Clubs Count	YTD New Clubs Count	YTD Cancelled Clubs Count	YTD Net Club Gain	Current Total Members Count	YTD Add	YTD Drop	YTD Net Growth	YTD Net Growth %	Member Count 12 Months Ago	Average Member Count Per Club	% of Clubs with less than 20 members	% No MMR in 3 Months	% No Officer Report in 12 Months	% of Clubs with balance 90+ days	Number of Clubs in Status Quo	% Status Quo Clubs in Financial Suspension	Number of Cancelled Clubs	Average Cancelled Club Age	Members Lost Due to Cancellation	% of Clubs Cancelled for Non-Financial Reasons	
70	2	1	1	2,067	199	139	60	2.99%	2,077	30	36%	46%	3%	3%	0	0%	1	41	5	0%	

* - P - Priority Club. Cancellation Reasons: 1-Objectives/conduct, 2-Non-active club, 5-Non-existing club, 6-Disbanding, 7-Merger, 8-Financial Suspension, 9-District/Multiple District Dues.

** - Abbreviation: P-President, S-Secretary, T-Treasurer, M-Member Chairperson, VP-First Vice President, MC-Communications Chairperson, SC-Service Chairperson

*** - Abbreviation: N/R - Never reported using the Lions Clubs website, N/A - Not applicable, No password registered for the Lions Clubs website.

**** - Abbreviation: N - New, IP - Immediate Past, R - Repeat.



Club Health Assessment for District 43 Y through January 2025

Club Number	Club Name	Charter Date	Status	Membership							Reports					Finance	LCIF
				Current Member Count	YTD Members Added	YTD Members Dropped	YTD Net Growth	YTD Net Growth%	Member Count 12 Months Ago	Avg. length of service members	Months Since Last MMR ***	Yrs. Since Last Officer Report	President Rotation	Vice President Reported ****	Months Since Last Activity Report ***	Account Balance	Donations for current Fiscal Year
			Number of times on status quo within last two years	If below 15 members appears				If net loss is greater than 20% appears			If no report in 3 months appears	When more than one year appears in	Number of repeat terms	Notes the officers that do not have an active	If no report at 12 months red		
Clubs more than two years old																	
14098	ASHLAND	02/12/1924	Active	22	0	1	-1	-4.35%	22	7	4			N	M,SC	3	
14099	ASHLAND SOUTH ASHLAND	03/04/1957	Active	11	0	3	-3	-21.43%	14	14	1		8	R		0	
14065	BEREA	02/25/1946	Active	26	0	0	0	0.00%	31		5			N	M,SC	1	
14103	BOONEVILLE	04/10/1945	Active	30	0	0	0	0.00%	30		17		14		M,VP,SC	1	
41016	BUTLER	03/16/1982	Active	37	3	3	0	0.00%	36	13	4		2	R	M,SC	1	
47412	CARROLLTON	06/02/1987	Active	18	0	0	0	0.00%	18		20			IP	P,T	5	
14107	CLAY CITY	04/11/1961	Active	5	0	0	0	0.00%	5		10		2	R	M,SC	4	
14071	CORBIN	12/08/1947	Active	11	0	0	0	0.00%	12		10		2	R	SC	0	
14031	COVINGTON-KENTON	09/17/1940	Active	18	0	0	0	0.00%	18		4		2		M,VP,SC	0	
14072	CUMBERLAND	10/08/1945	Active	6	0	0	0	0.00%	6		13		3	N	T,M,SC	3	
14032	CYNTHIANA	07/31/1939	Active	79	4	2	2	2.60%	75	6	0			N	P,M,VP,SC	3	\$1,200.00
Exc Award (06/30/2023, 06/30/2024)																	
14035	ERLANGER	03/09/1945	Active	47	0	0	0	0.00%	50		7				P,M,VP,SC	7	\$564.30
61330	ESTILL COUNTY	12/07/1998	Active	21	3	3	0	0.00%	22	25	2				M,VP,SC	5	
29121	FAIRDALE	04/05/1974	Active	26	0	6	-6	-18.75%	32	3	0		3	R	SC	2	
14036	FALMOUTH	06/16/1966	Active	8	0	0	0	0.00%	8		5		2	N	T,M,SC	3	\$50.00
44428	FLATWOODS	12/10/1984	Active	13	1	1	0	0.00%	13	29	5		4	N	M,SC	7	\$100.00
Exc Award (06/30/2024)																	
14109	FLEMINGSBURG	08/04/1932	Active	30	0	0	0	0.00%	28		8		2	R	M,SC	3	
14037	FLORENCE	12/08/1952	Active	26	0	5	-5	-16.13%	31	2	0			N	SC	0	
14038	FORT THOMAS	11/07/1940	Active	88	1	3	-2	-2.22%	86	16	2			N	P,T,M,SC	0	
14039	FRANKFORT	12/13/1923	Active	11	0	1	-1	-8.33%	12	2	0		7	R	M,SC	0	
29471	GEORGETOWN	06/21/1974	Active	9	0	1	-1	-10.00%	9	33	1			IP		3	
Exc Award (06/30/2023, 06/30/2024)																	
14112	GREENUP	04/16/1946	Active	18	0	14	-14	-43.75%	31	3	0			R	S,M,SC	3	



Club Health Assessment for District 43 Y through January 2025

			Status	Membership							Reports					Finance		LCIF
Club Number	Club Name	Charter Date		Current Member Count	YTD Members Added	YTD Members Dropped	YTD Net Growth	YTD Net Growth%	Member Count 12 Months Ago	Avg. length of service for dropped members	Months Since Last MMR ***	Yrs. Since Last Officer Report	President Rotation	Vice President Reported ****	Months Since Last Activity Report ***	Account Balance	Donations for current Fiscal Year	
			Number of times on status quo within last two years	If below 15 members appears				If net loss is greater than 20% appears			If no report in 3 months appears in	When more than one year appears in	Number of repeat terms	Notes the officers that do not have an active	If no report at 12 months appears in red			
Exc Award (06/30/2024)																		
13997	HARRODSBURG	05/14/1931	Active	20	0	0	0	0.00%	20		9		12	M,VP,SC	5		\$82.02	
14113	HAZARD	03/16/1922	Active	47	0	0	0	0.00%	47		7			N M	3		\$235.00	
Exc Award (06/30/2024)																		
14042	HEBRON	04/03/1956	Active	19	0	0	0	0.00%	19		2		3	R M,SC	1		\$1,075.00	
14114	HINDMAN	09/09/1948	Active	11	1	5	-4	-26.67%	15	3	0		5	R M,VP,SC	0			
40616	INDEPENDENCE	12/21/1981	Active	5	0	1	-1	-16.67%	6	43	5		4	M,VP,SC	2			
14117	JACKSON	03/10/1970	Active	30	0	0	0	0.00%	23		6		4	N M,VP,SC	0			
13999	JEFFERSONTOWN	05/10/1966	Active	14	0	0	0	0.00%	14		9		2	R M,SC	0			
106424	LAUREL COMMUNITY	08/31/2009	Active	16	0	0	0	0.00%	16		14		10	R M,SC	0			
14045	LAWRENCEBURG	07/24/1945	Active	16	2	0	2	14.29%	14		0			N	1		\$8,650.00	
Exc Award (06/30/2021)																		
14046	LEWISBURG MILL CREEK	04/05/1966	Active	15	0	0	0	0.00%	15		18		3	R P,T,M,VP,SC	4		\$20.00	
14078	LEXINGTON	12/15/1920	Active	102	15	10	5	5.15%	98	13	0			N M,SC	5		\$1,860.00	
14081	LEXINGTON SOUTH	04/30/1964	Active	20	4	3	1	5.26%	21	10	0			N SC	1		\$300.00	
116358	LIVINGSTON COMMUNITY	03/23/2012	Active(2)	5	0	0	0	0.00%	0		2		2	M,VP,SC	0			
140593	Louisville Campus	01/07/2020	Active	10	3	3	0	0.00%	12	2	0			M,VP,SC	3			
14002	LOUISVILLE DOWNTOWN	09/03/1920	Active	29	0	0	0	0.00%	30		3			N M,SC	5			
36714	LOUISVILLE EAST	03/20/1979	Active	22	2	2	0	0.00%	28	8	0		2	R M,VP,SC	0		\$1,000.00	
Exc Award (06/30/2017, 06/30/2018, 06/30/2020)																		
14003	LOUISVILLE HIGHLAND	02/04/1949	Active	7	0	0	0	0.00%	7		32		15	M,VP,SC	0			
30358	LOUISVILLE WEST END	03/11/1975	Active	13	0	0	0	0.00%	13		17			N M,SC	5			
14047	MAYS LICK	01/29/1959	Active	19	4	0	4	26.67%	16		6			N T,M,VP,SC	0			
14048	MAYSVILLE	02/28/1929	Active	22	1	1	0	0.00%	22	3	2			N	0			
Exc Award (06/30/2024)																		
14084	MIDDLESBORO	02/24/1941	Cancelled(8*)	0	0	8	-8	-100.00%	12	26	3		None	P,S,T,M,VP SC	24+	90+ Days		



Club Health Assessment for District 43 Y through January 2025

Club Number	Club Name	Charter Date	Status	Membership							Reports					Finance	LCIF
				Current Member Count	YTD Members Added	YTD Members Dropped	YTD Net Growth	YTD Net Growth%	Member Count 12 Months Ago	Avg. length of service for members	Months Since Last MMR ***	Yrs. Since Last Officer Report	President Rotation	Vice President Reported ****	Months Since Last Activity Report ***	Account Balance	Donations for current Fiscal Year
			Number of times on status quo within last two years	If below 15 members appears				If net loss is greater than 20% appears			If no report in 3 months appears in	When more than one year appears in	Number of repeat terms	Notes the officers that do not have an active	If no report at 12 months red		
32212	MIDDLETOWN	05/18/1976	Active	45	0	2	-2	-4.26%	49	11	1			N	5		\$1,000.00
	Exc Award (06/30/2024)																
14006	MILTON	03/09/1949	Active	3	0	0	0	0.00%	3		26		4	P,T,M,VP,SC	0		
14085	MONTICELLO	10/01/1948	Active	20	0	0	0	0.00%	23		7		5	M,VP,SC	1		
14120	MT STERLING	01/15/1946	Active	16	2	1	1	6.67%	18	13	3		7	R M,VP,SC	1		
14086	MT VERNON	02/09/1944	Active	17	2	0	2	13.33%	24		2		3	R M,VP,SC	1		
14121	NEON COMMUNITY	04/08/1941	Active	26	0	4	-4	-13.33%	25	6	2			N T,VP,SC	1		
	Exc Award (06/30/2024)																
14051	NEW CASTLE	09/10/1945	Active	20	0	0	0	0.00%	20		16		2	R M,SC	3		
14011	NORTH OLDHAM	10/30/1952	Active	60	2	3	-1	-1.64%	62	14	1		12	VP,SC	1		
	Exc Award (06/30/2018)																
49103	ORANGEBURG	12/19/1988	Active	28	4	4	0	0.00%	25	14	3		2	R P,M,VP,SC	1		
	Exc Award (06/30/2023, 06/30/2024)																
14053	OWENTON	07/31/1945	Active	12	0	1	-1	-7.69%	13	57	5		18	VP,SC	0		
14122	OWINGSVILLE	12/09/1943	Active	28	0	0	0	0.00%	29		3		3	R M,SC	5		
14054	PARIS	03/10/1931	Active	9	0	0	0	0.00%	9		8		8	N P,M,VP,SC	0		
14013	PERRYVILLE	09/25/1945	Active	19	0	0	0	0.00%	19		20		3	N M,VP,SC	0		
130909	Pikeville	05/10/2017	Active	16	1	11	-10	-38.46%	25	3	3		2	T,M,VP,SC	2		
14089	PINEVILLE	08/12/1941	Active	12	0	0	0	0.00%	11		11			N T,M,SC	1		
14126	POWELL COUNTY	01/21/1946	Active	56	1	0	1	1.82%	55		6		3	R T,M,VP,SC	4		\$50.00
14127	RACELAND RUSSELL	04/27/1953	Active	7	0	0	0	0.00%	10		10		6	M,VP,SC	0	90+ Days	
14090	RICHMOND	04/30/1931	Active	25	0	0	0	0.00%	24		5		2	N M,SC	6		\$400.00
	Exc Award (06/30/2024)																
14019	SHELBY COUNTY	04/12/1949	Active	17	2	0	2	13.33%	13		2		2	R M,SC	0		\$200.00
	Exc Award (06/30/2024)																
14018	SHIVELY	09/07/1948	Active	15	0	0	0	0.00%	15		18			N M,SC	1		
14092	SOMERSET	04/14/1942	Active	5	0	0	0	0.00%	5		26	1	None	P,S,T,M,VP SC	0		



Club Health Assessment for District 43 Y through January 2025

Club Number	Club Name	Charter Date	Status	Membership							Reports					Finance	LCIF
				Current Member Count	YTD Members Added	YTD Members Dropped	YTD Net Growth	YTD Net Growth%	Member Count 12 Months Ago	Avg. length of service members	Months Since Last MMR ***	Yrs. Since Last Officer Report	President Rotation	Vice President Reported ****	Months Since Last Activity Report ***	Account Balance	Donations for current Fiscal Year
			Number of times on status quo within last two years	If below 15 members appears				If net loss is greater than 20% appears			If no report in 3 months appears	When more than one year appears in	Number of repeat terms	Notes the officers that do not have an active	If no report at 12 months appears in red		
14020	SOUTH OLDHAM	02/03/1948	Active	15	0	0	0	0.00%	16		7		5	R	M,SC	0	
14093	STANFORD	09/19/1944	Active	28	3	4	-1	-3.45%	29	7	0			N		1	\$3,000.00
14129	TOLLESBORO	04/12/1954	Active	42	5	0	5	13.51%	35		3		4	N	S,M,VP,SC	0	\$2,500.00
Exc Award (06/30/2022, 06/30/2023, 06/30/2024)																	
14130	VANCEBURG	05/02/1946	Active	21	0	2	-2	-8.70%	20	6	2		2	N		0	
Exc Award (06/30/2024)																	
14059	WARSAW	11/11/1946	Active	9	0	4	-4	-30.77%	13	25	5		12	R	P,T,VP,SC	0	
43229	WHITESBURG	12/08/1983	Active	8	0	0	0	0.00%	7		7		4	R	M,VP,SC	0	
14097	WILMORE	12/27/1952	Active	12	0	0	0	0.00%	12		9		15		M,VP,SC	0	
14133	WINCHESTER	03/28/1931	Active(1)	4	0	0	0	0.00%	5		6		8	N	M,VP,SC	0	

Clubs Cancelled Previous Fiscal Year – Clubs Cancelled within last 12 months may be reinstated

Club Number	Club Name	Charter Date	Current Status*	Cancellation Date
14027	BROOKSVILLE	08/19/1940	Cancelled(8*)	12/29/2023
14118	MOREHEAD	06/17/1949	Cancelled(8*)	12/29/2023
14014	PLEASURE VALLEY	02/02/1956	Cancelled(8*)	06/29/2024
14057	VERSAILLES	04/24/1957	Cancelled(6*)	04/29/2024

Current Total Clubs Count	YTD New Clubs Count	YTD Cancelled Clubs Count	YTD Net Club Gain	Current Total Members Count	YTD Add	YTD Drop	YTD Net Growth	YTD Net Growth %	Member Count 12 Months Ago	Average Member Count Per Club	% of Clubs with less than 20 members	% No MMR in 3 Months	% No Officer Report in 12 Months	% of Clubs with balance 90+ days	Number of Clubs in Status Quo	% Status Quo Clubs in Financial Suspension	Number of Cancelled Clubs	Average Cancelled Club Age	Members Lost Due to Cancellation	% of Clubs Cancelled for Non-Financial Reasons
71	0	1	-1	1,597	66	112	-46	-2.80%	1,651	22	56%	65%	1%	1%	0	0%	1	377	8	-300%

* - P - Priority Club. Cancellation Reasons: 1-Objectives/conduct, 2-Non-active club, 5-Non-existing club, 6-Disbanding, 7-Merger, 8-Financial Suspension, 9-District/Multiple District Dues.

** - Abbreviation: P-President, S-Secretary, T-Treasurer, M-Member Chairperson, VP-First Vice President, MC-Communications Chairperson, SC-Service Chairperson

*** - Abbreviation: N/R - Never reported using the Lions Clubs website, N/A - Not applicable, No password registered for the Lions Clubs website.

**** - Abbreviation: N - New, IP - Immediate Past, R - Repeat.



Club Health Assessment for District 10 through January 2025

			Status	Membership							Reports					Finance	LCIF
Club Number	Club Name	Charter Date		Current Member Count	YTD Members Added	YTD Members Dropped	YTD Net Growth	YTD Net Growth%	Member Count 12 Months Ago	Avg. length of service for dropped members	Months Since Last MMR ***	Yrs. Since Last Officer Report	President Rotation	Vice President Reported ****	Months Since Last Activity Report ***	Account Balance	Donations for current Fiscal Year
			Number of times on status quo within last two years	If below 15 members appears					If net loss is greater than 20% appears			If no report in 3 months appears in	When more than one year appears in	Number of repeat terms	Notes the officers that do not have an active red	If no report at 12 months appears in red	
Clubs more than two years old																	
4356	BARAGA TOWNSHIP L C	03/03/1954	Active	32	1	0	1	3.23%	30		6		5	T,VP,SC	5		
4358	BARK RIVER	01/12/1943	Active	94	8	0	8	9.30%	89		4			N SC	1		\$1,175.00
141466	Bay de Noc	04/27/2020	Active	30	2	0	2	7.14%	30		2		2	N SC	0		\$1,605.46
4359	BESSEMER	09/08/1937	Active	6	0	0	0	0.00%	6		12	1	None	P,S,T,M,VP SC	4		
4360	BRIMLEY	01/20/1942	Active	12	0	0	0	0.00%	14		7			S,T,M,VP,SC	5		
4361	CALUMET	10/15/1925	Active	11	0	3	-3	-21.43%	16	19	2		8	S,VP,SC	4		
38269	CARNEY NADEAU	04/24/1980	Active	20	4	0	4	25.00%	16		4		22	VP	4		\$350.00
4363	CHASSELL	04/15/1946	Active	78	3	1	2	2.63%	76	5	0			N SC	5		\$200.00
4364	CHATHAM	04/09/1952	Active	16	0	0	0	0.00%	16		20		8	N P,M,VP	5		
4365	CHOCOLAY TOWNSHIP	04/20/1961	Active	11	0	0	0	0.00%	11		16			M,VP,SC	5		
4367	CRYSTAL FALLS	08/26/1952	Active	21	3	3	0	0.00%	21	13	0		2	N	2		\$50.00
4368	DAFTER	12/11/1972	Active	24	0	0	0	0.00%	24		9			P,VP,SC	4		\$100.00
82401	DELTA MENOMINEE COUNTY HEART OF THE NORTH	05/20/2004	Active	32	2	0	2	6.67%	29		5			N	4		\$150.00
30040	DRUMMOND ISLAND	12/23/1974	Active	34	1	7	-6	-15.00%	46	11	0		2	R P,M,VP,SC	1		\$50.00
4372	ENGADINE NAUBINWAY	04/08/1969	Active	24	0	5	-5	-17.24%	31	11	3		4	R P,M	5		
4374	FORD RIVER	09/30/1952	Active	27	1	1	0	0.00%	29	8	4			M,VP,SC	5		
4376	GLADSTONE	08/20/1937	Active	40	3	2	1	2.56%	39	18	1		4	R P,SC	6		\$850.00
4378	GWINN	07/28/1952	Active	33	1	2	-1	-2.94%	36	5	4		3	R M	3		\$1,200.00
Exc Award (06/30/2018)																	
4380	HOUGHTON HANCOCK	06/25/1942	Active	19	0	0	0	0.00%	19		10		2	M,VP,SC	3		\$100.00
4382	ISHPEMING	07/10/1952	Active	23	4	12	-8	-25.81%	29	10	1		2	P,M,VP,SC	0		\$400.00
4383	KEWEENAW LION CLUB	03/20/1945	Active	28	0	0	0	0.00%	31		6		2	R M,SC	5		
38130	KINROSS	03/24/1980	Active	16	0	0	0	0.00%	16		11		11	R	5		
4388	LES CHENEUX	03/10/1947	Active	32	1	1	0	0.00%	34	6	1		2	R M,SC	5		\$1,200.00



Club Health Assessment for District 10 through January 2025

			Status	Membership							Reports					Finance		LCIF
Club Number	Club Name	Charter Date		Current Member Count	YTD Members Added	YTD Members Dropped	YTD Net Growth	YTD Net Growth%	Member Count 12 Months Ago	Avg. length of service for dropped members	Months Since Last MMR ***	Yrs. Since Last Officer Report	President Rotation	Vice President Reported ****	Months Since Last Activity Report ***	Account Balance	Donations for current Fiscal Year	
			Number of times on status quo within last two years	If below 15 members appears				If net loss is greater than 20% appears			If no report in 3 months appears in	When more than one year appears in	Number of repeat terms	Notes the officers that do not have an active	If no report at 12 months appears in red			
4390	MANISTIQUE	07/27/1935	Active	29	2	0	2	7.41%	27		3		2	M,VP,SC	5		\$100.00	
32164	MANISTIQUE LAKES L C	04/30/1976	Active	17	3	0	3	21.43%	15		2		7	R SC	3			
4391	MARQUETTE	10/14/1919	Active	30	1	1	0	0.00%	27	6	4		2	R M	5		\$100.00	
Exc Award (06/30/2018)																		
4393	MENOMINEE	09/19/1934	Active(1)	7	0	0	0	0.00%	7		74		9	VP	1			
41777	MOUNTAIN	08/31/1982	Active	24	6	0	6	33.33%	20		0		4	N SC	3		\$50.00	
4394	MUNISING	05/04/1937	Active	29	3	1	2	7.41%	26	22	2		3	M,VP,SC	5			
4395	NEGAUNEE	05/10/1955	Active	43	0	0	0	0.00%	46		7		2	N T,M,SC	5		\$350.00	
Exc Award (06/30/2023)																		
4396	NEWBERRY	08/10/1923	Active	9	0	0	0	0.00%	9		18		4	VP	3			
Exc Award (06/30/2018)																		
4398	OTTAWA L C	04/17/1968	Active	9	0	2	-2	-18.18%	11	1	1		4	R M,VP,SC	1			
4399	PERKINS	08/26/1947	Active	26	2	0	2	8.33%	23		2		3	R VP,SC	3			
4400	PICKFORD	09/22/1941	Active	28	0	0	0	0.00%	28		10			N	4			
4401	POWERS SPALDING	10/12/1938	Active	38	0	0	0	0.00%	28		7		6	R	5		\$600.00	
4402	RANGE	04/10/1947	Active	14	0	0	0	0.00%	13		10		15	N T,M,SC	4			
4403	RAPID RIVER	04/28/1972	Active	21	0	4	-4	-16.00%	21	19	0		None	P,S,M,VP,SC	5			
4405	ROCK	02/26/1943	Active	26	6	1	5	23.81%	21	8	0			M,VP,SC	4		\$150.00	
4406	RUDYARD	01/09/1940	Active	20	0	0	0	0.00%	20		5		None	P,T,M,VP,SC	3		\$200.00	
4408	SAULT STE MARIE	08/28/1935	Active	24	1	1	0	0.00%	25	10	2			R SC	4			
Exc Award (06/30/2018)																		
4410	SKANDIA	05/06/1957	Active	16	0	0	0	0.00%	15		3			M,VP,SC	4			
4407	ST IGNACE	08/28/1936	Active	23	0	8	-8	-25.81%	30	23	0			N M,VP,SC	2		\$350.00	
4411	STEPHENSON	04/09/1945	Active	77	1	3	-2	-2.53%	74	11	0		2	R SC	3		\$1,200.00	
Exc Award (06/30/2021)																		
36795	SUGAR ISLAND L C	03/30/1979	Active	36	1	3	-2	-5.26%	41	10	0		9	P,VP,SC	5			



Club Health Assessment for District 10 through January 2025

			Status	Membership							Reports					Finance	LCIF
Club Number	Club Name	Charter Date		Current Member Count	YTD Members Added	YTD Members Dropped	YTD Net Growth	YTD Net Growth%	Member Count 12 Months Ago	Avg. length of service for dropped members	Months Since Last MMR ***	Yrs. Since Last Officer Report	President Rotation	Vice President Reported ****	Months Since Last Activity Report ***	Account Balance	Donations for current Fiscal Year
			Number of times on status quo within last two years	If below 15 members appears				If net loss is greater than 20% appears			If no report in 3 months appears in	When more than one year appears in	Number of repeat terms	Notes the officers that do not have an active	If no report at 12 months appears in red		
4412	TRENARY	10/13/1947	Active	6	0	0	0	0.00%	6		7		7	R S,SC	2		
4414	VULCAN NORWAY LORETTO	02/01/1954	Active	45	11	5	6	15.38%	39	27	0		5	T,VP	5		\$200.00
4416	WELLS	10/01/1952	Active	53	7	5	2	3.92%	51	22	3		3	R T	3		\$1,000.00

Clubs Cancelled Previous Fiscal Year – Clubs Cancelled within last 12 months may be reinstated

Club Number	Club Name	Charter Date	Current Status*	Cancellation Date
4381	IRON MOUNTAIN-KINGSFORD L C	05/14/1947	Cancelled(6*)	12/29/2023

Current Total Clubs Count	YTD New Clubs Count	YTD Cancelled Clubs Count	YTD Net Club Gain	Current Total Members Count	YTD Add	YTD Drop	YTD Net Growth	YTD Net Growth %	Member Count 12 Months Ago	Average Member Count Per Club	% of Clubs with less than 20 members	% No MMR in 3 Months	% No Officer Report in 12 Months	% of Clubs with balance 90+ days	Number of Clubs in Status Quo	% Status Quo Clubs in Financial Suspension	Number of Cancelled Clubs	Average Cancelled Club Age	Members Lost Due to Cancellation	% of Clubs Cancelled for Non-Financial Reasons
47	0	0	0	1,313	78	71	7	0.54%	1,311	28	30%	57%	2%	0%	0	0%	0	0	0	0%

* - P - Priority Club. Cancellation Reasons: 1-Objectives/conduct, 2-Non-active club, 5-Non-existing club, 6-Disbanding, 7-Merger, 8-Financial Suspension, 9-District/Multiple District Dues.

** - Abbreviation: P-President, S-Secretary, T-Treasurer, M-Member Chairperson, VP-First Vice President, MC-Communications Chairperson, SC-Service Chairperson

*** - Abbreviation: N/R - Never reported using the Lions Clubs website, N/A - Not applicable, No password registered for the Lions Clubs website.

**** - Abbreviation: N - New, IP - Immediate Past, R - Repeat.